



2004 Sun Devil Baseball

ASU Media Relations
(P) 480-965-6594
(F) 480-965-5408
Baseball SID Contact: Jeff Evans
E-Mail: Jeff.Evans@asu.edu
Website: www.TheSunDevils.com

2004 Record: 32-13, 7-8 Pac-10
2004 Home Record: 22-9
2004 Road/Neutral Record: 10-4
2004 vs. Ranked Opponents: 13-3
ASU All-Time Record: 2,349-1,149-6
Head Coach: Pat Murphy (765-362-4)

2004 Schedule and Results

(32-13, 7-8 Pac-10)

DATE	OPPONENT	RESULT/TIME
2/6	Florida State (#18)	W, 2-1
2/7	Florida State (#18)	W, 10-9
2/8	Florida State (#18)	W, 12-6
2/13	CS Northridge^	W, 13-3
2/14	Utah^	W, 11-0
2/15	Oklahoma^	L, 0-6
2/16	Gonzaga	W, 10-7
2/20	Lamar#	L, 4-5
2/21	Memphis#	W, 7-0
2/22	Rice# (#1)	W, 3-1
2/24	Arizona (#16)	W, 4-0
2/27	UConn	W, 18-2
2/28	UConn	W, 16-5
2/29	UConn	W, 18-11
3/5	East Carolina (#18)	W, 7-6
3/6	East Carolina (#18)	W, 6-5
3/7	East Carolina (#18)	W, 7-5
3/12	Tulane (#11)	L, 3-5
3/13	Tulane (#11)	W, 11-3
3/14	Tulane (#11)	W, 5-1
3/16	Oklahoma State (#33)	W, 3-2
3/17	Oklahoma State (#33)	W, 16-6
3/19	California*	L, 7-9
3/20	California*	L, 8-20
3/21	California	W, 8-4
3/26	Washington*	L, 1-11
3/27	Washington*	W, 9-4
3/28	Washington*	L, 6-8
4/2	USC*	W, 10-3
4/3	USC*	L, 5-14
4/4	USC*	L, 3-10
4/8	Oral Roberts (#24)	L, 7-9
4/9	Oral Roberts (#24)	W, 5-1
4/10	Oral Roberts (#24)	L, 5-6
4/12	Arizona	W, 9-5
4/16	at UCLA*	W, 12-4
4/17	at UCLA*	W, 4-3
4/18	at UCLA*	L, 10-11
4/23	at Washington State*	W, 17-5
4/24	at Washington State*	W, 5-2
4/25	at Washington State*	L, 4-8
4/27	at Wichita State (#7)	W, 10-9
4/28	at Wichita State (#7)	W, 4-3
5/3	New Mexico State	W, 19-2
5/4	New Mexico State	W, 6-2
5/14	Oregon State*	7 p.m.
5/15	Oregon State*	7 p.m.
5/16	Oregon State*	1 p.m.
5/18	at New Mexico	7 p.m.
5/19	at New Mexico State	6 p.m.
5/21	at Arizona*	7 p.m.
5/22	at Arizona*	7 p.m.
5/23	at Arizona*	1 p.m.
5/28	at Stanford* (#2)	6 p.m.
5/29	at Stanford* (#2)	1 p.m.
5/30	at Stanford* (#2)	1 p.m.

* Pac-10 Game,

^ Coca-Cola Classic (Surprise, Ariz.)

Coca-Cola Rice Baseball Classic (Houston, Texas)

Sports Weekly/ESPN #14	Baseball America #19
Collegiate Baseball #17	BoysWorld RPI #3

No. 14 Arizona State Sun Devils Bring Four-Game Win Streak Into Crucial Pac-10 Series Against Oregon State Beavers

Game 46-48



Arizona State Sun Devils (32-13, 7-8 Pac-10)

#14 Sports Weekly/ESPN; #17 Collegiate Baseball; #19 Baseball America; #3 BoysWorld RPI

Oregon State Beavers (27-15, 7-8 Pac-10)

Home 32-34



Tempe, Ariz. • Packard Stadium (4,200) • May 14-16, 2004

PROBABLE PITCHERS

May 14 vs. Oregon State, 7 p.m. PST

OSU - Jake Postlewait, LHP (9-2, 3.75 ERA)

ASU - Jeff Mousser, RHP (5-3, 3.44 ERA)

May 15 vs. Oregon State, 7 p.m. PST

OSU - Dallas Buck, RHP (3-3, 5.29 ERA)

ASU - Jason Urquidez, RHP (9-2, 3.15 ERA)

May 16 vs. Oregon State, 1 p.m. PST

OSU - TBA (Nickerson or Baldwin)

ASU - Brett Bordes, LHP (2-0, 6.75 ERA)

ASU vs. OREGON STATE

All-Time Record vs. OSU: 25-10

Last Year: ASU wins two of three at OSU

NATIONAL RANKINGS

Arizona State (32-13) is ranked No. 14 in the ESPN/Sports Weekly Coaches poll, No. 17 by *Collegiate Baseball* and No. 19 by *Baseball America*. It marks the 93rd straight week the Sun Devils have been ranked in the national polls dating back to the start of the 2000 season. ASU also has the No. 3 RPI in the nation. Oregon State (27-15) is not ranked.

MEDIA EXPOSURE

All three games against Oregon State will be broadcast live on the radio with Tim Healey and Bob Eger calling all the action from Packard Stadium. Friday and Saturday will be on KDUS 1060 AM and Sunday will air on KAZG 1440 AM. All games are also available on www.TheSunDevils.com. Every game during the 2004 season will also have the statistical GameTracker on www.TheSunDevils.com. Saturday's game will also be on AZ-TV.

DID YOU KNOW?

The Sun Devils have won nine of their last 11 games to improve to 32-13 overall... the Devils are also 13-3 against ranked opponents this season... ASU has played 27 of its 45 games (60%) against teams that have been ranked in at least one national poll this season... ASU is second in the Pac-10 in both hitting (.325) and pitching (4.48 ERA)... the OSU series marks the end of the 2004 regular season home schedule... ASU has gone 22-9 at Packard Stadium and will play the final eight games on the road to conclude the 2004 campaign.

What's On Tap:

The Sun Devil Baseball team (32-13, 7-8 Pac-10) plays at Packard Stadium for the final time during the 2004 regular season by hosting Oregon State (27-15, 7-8 Pac-10) to a crucial three-game Pac-10 series this weekend. OSU and ASU, along with USC and Arizona, are all tied for fourth in the league race. ASU has won four straight games and nine of its last 11 overall. The Devils have also won four of their last six conference games after starting the season with three straight Pac-10 series losses. Following the series with the Beavers, ASU will play its final eight games of the regular season on the road. The Devils will play New Mexico (May 18), New Mexico State (May 19), Arizona (May 21-23) and league-leading Stanford (May 28-30).

So Long Packard Stadium:

The Devils will complete the home portion of the 2004 regular season this weekend with a three-game series against the Oregon State Beavers. ASU is 22-9 this season at Packard Stadium and will look to improve upon the 3-6 home record in Pac-10 contests. After playing 29 of the first 35 games of the year at home, ASU is ending the season playing 16 of its last 21 games on the road.

Quick Hits:

- Of ASU's 45 games this season, 27 have been played against teams that have been ranked or are currently ranked.
- Junior shortstop Dustin Pedroia has hits in 38 of ASU's 45 games and leads the Pac-10 hitting .412 with 22 2B.
- The Devils have used 40 different starting batting lineups and 30 different positional lineups this season.
- Josh Asanovich is second on the team hitting .367 and is 12-for-21 (.571) in his last seven games.
- Jason Urquidez is tied for the league lead with nine wins (9-2) and is also third with a 3.15 ERA.
- The Devils have been ranked in 93 consecutive national polls dating back to the start of the 2000 season.
- Freshman closer Zechry Zinicola has two wins and three saves in his last nine outings (1.13 ERA, 17 K).
- ASU is 25-10 all-time against Oregon State and has won seven of the last eight games against the Beavers.
- 10th year head coach Pat Murphy needs eight (8) more wins to record his 400th as a Sun Devil.
- Jeff Mousser has won his last four starts to improve to 5-3 and is fifth in the Pac-10 with a 3.44 ERA.
- Jeff Larish has a current 11-game hitting streak (.388, 19-for-49) to raise his season average to .302.
- Travis Buck is hitting .343 with eight home runs and was invited to the USA Baseball National Team Trials.
- ASU holds the No. 3 projected RPI in the nation (www.BoysWorld.com) and is 13-3 against top 25 teams.



ARIZONA STATE UNIVERSITY

Sun Devil Baseball 2004

2004 National Polls

Baseball America (5/10)

1.	Texas	46-8
2.	Stanford	37-8
3.	Miami	36-9
4.	Rice	35-9
5.	LSU	36-13
6.	East Carolina	41-7
7.	South Carolina	34-13
8.	Long Beach State	34-12
9.	Florida	36-13
10.	Notre Dame	37-9
11.	Mississippi	35-15
12.	Arkansas	33-16
13.	Tulane	34-15
14.	Texas A&M	35-14
15.	Washington	28-15
16.	Oral Roberts	37-8
17.	Southern Mississippi	36-13
18.	Oklahoma	31-18
19.	Arizona State	32-13
20.	Virginia	37-11
21.	UC Irvine	31-13
22.	Oklahoma State	31-15
23.	Central Florida	37-11
24.	Georgia	33-15
25.	Georgia Tech	30-17

Sports Weekly/ESPN (5/10)

1.	Texas	46-8
2.	Miami, Fla.	36-9
	Stanford	37-8
4.	Rice	35-9
5.	LSU	36-13
6.	Long Beach State	34-12
7.	South Carolina	34-13
8.	East Carolina	41-7
9.	Texas A&M	35-14
10.	Florida	36-13
11.	Notre Dame	37-9
12.	Mississippi	35-15
13.	Tulane	34-15
14.	Arizona State	32-13
15.	Arkansas	33-16
16.	North Carolina	34-12
17.	Wichita State	34-12
18.	Southern Mississippi	36-13
19.	Virginia	37-11
20.	Oral Roberts	37-8
21.	Washington	28-15-1
22.	Auburn	30-19
23.	Nebraska	30-16
	UC Irvine	31-13-1
25.	Tennessee	34-15

Collegiate Baseball (5/10)

1.	Texas	46-8
2.	Stanford	37-8
3.	Miami, Fla.	36-9
4.	Rice	35-9
5.	East Carolina	41-7
6.	Florida	36-13
7.	LSU	36-13
8.	Notre Dame	37-9
9.	Long Beach State	34-12
10.	Virginia	37-11
11.	Arkansas	33-16
12.	Georgia	33-15
13.	Washington	28-15-1
14.	Oral Roberts	37-8
15.	Georgia Tech	30-17
16.	North Carolina	34-12
17.	Arizona State	32-13
18.	Mississippi	35-15
19.	Central Florida	37-11
20.	Clemson	30-18
21.	South Carolina	34-13
22.	Oklahoma State	31-15
23.	Oklahoma	31-18
24.	Wichita State	34-12
25.	Tulane	34-15

Pedroia For National Player of the Year:

Junior shortstop Dustin Pedroia is a leading candidate for Pac-10, National Player of the Year honors and the prestigious Golden Spikes Award. Through 45 games, Pedroia leads Pac-10 and is 23rd in the NCAA hitting .412 (78-for-187) with 60 runs scored, 22 doubles, eight home runs and 41 RBI. He has hits in 38 of ASU's 45 games, including 23 multi-hit affairs and four games with two or more doubles. Pedroia also leads the Pac-10 in runs scored (60), hits (77), doubles (22), on-base percentage (.511) and is third with a .658 slugging percentage. As a sophomore, Pedroia hit .404 (120-for-297) and was named the Pac-10 Co-Player of the Year. He led the NCAA with 34 doubles, setting the ASU and Pac-10 single-season record and tied for third all-time in the NCAA record books. With 22 doubles this season, Pedroia now has 69 in his career, ranking fourth in the ASU career record books. He also has recorded 279 hits to rank fifth and his career .388 batting average (279-for-720) ranks tied for sixth in the ASU record books. He has played and started all 171 games of his Sun Devil career and has recorded at least one hit in 145 games (85%). He has also recorded 91 career multi-hit games and is a .391 career hitter in 63 Pac-10 games (109-for-279). He was a two-year starter for the USA Baseball National Team and was named to the all-tournament team in the 2003 Pan American Games in Santo Domingo, Dominican Republic. Here is a look at Pedroia's season/career highlights and statistics:

- Hitting .412 overall (77-for-187) with 22 doubles, eight home runs, 41 RBI and a .511 on-base percentage.
- Leads the Pac-10 in several categories, including hitting (.412), runs (60), hits (77), doubles (22) and is second in assists (146).
- Has hits in 38 of 45 games this season and leads the team with 30 extra base hits.
- Has a pair of 10-game hitting streaks this season and seven career streaks of 10 or more games.
- Tied for the team lead with eight home runs and has 13 in his career. Entered the season with only five career homers.
- Has recorded 23 multi-hit games this season and 91 in his career. He has eight three-hit games and four, four-hit contests this season.
- Rated as the No. 28 overall position player by Baseball America for the 2004 MLB Draft.
- A career .388 (279-for-720) hitter to rank fifth in hits (279) and tied for sixth in batting average in the ASU record books.
- Has recorded at least one hit in 145 of 171 career games (85%) and has started every game of his career.
- Has hit 69 career doubles, ranking fourth in the ASU career record books. He needs two more doubles to rank third.
- Set the ASU and Pac-10 single-season record with 34 doubles in 2003. Old ASU record was 30 by Chris Bando in 1978.
- Named the 2003 Pac-10 Co-Player of the Year with Stanford's Ryan Garko and was a first-team All-American.
- Played for the USA Baseball National Team in 2002 and 2003, leading Team USA to a bronze medal in the Pan Am Games.
- Named the 2003 Defensive Player of the Year, he has a career .973 fielding percentage with only 20 errors in 754 total chances.
- Played for the USA Baseball National Team in 2002 and 2003, leading Team USA to a bronze medal in the Pan Am Games.

Year	Avg	GP-GS	AB	R	H	2B	3B	HR	RBI	BB	SO	SB-ATT
2002	.347	58-58	236	51	82	13	2	1	45	24	19	5-9
2003	.404	68-68	297	83	120	34	3	4	52	36	13	3-7
2004	.412	45-45	187	60	77	22	0	8	41	35	10	5-10
TOTAL	.388	171-171	720	194	279	69	5	13	138	95	42	13-26

Pedroia Times Two:

Junior shortstop Dustin Pedroia is a doubles machine. Through ASU's first 45 games, Pedroia has 22 doubles to lead the Pac-10 and ranks fourth in the nation (0.49 doubles per game). Pedroia set an ASU and Pac-10 record while leading the NCAA with 34 doubles in 2003. Pedroia ranks fourth in school history with 69 career doubles.

Pedroia Inching Towards 300:

With 279 career hits, junior shortstop Dustin Pedroia ranks fifth in school history and is only 21 hits short of the 300 mark. With 21 more hits, he will become only the fourth Sun Devil to reach 300 hits in a career and the first to do so in three or less seasons. Pedroia is also ninth in the ASU record books with 720 career at-bats and has never missed a game in his Sun Devil career (171 games). The all-time school record is 322 set by Clay Westlake from 1973-76.

2004 ARIZONA STATE BASEBALL PROJECTED STARTING LINEUP

Arizona State Sun Devils (32-13 Overall, 7-8 Pac-10)

Batting Order	No.	Name (B/T)	Pos	Ht	Wt	Yr	Notes/Key Stats
1	2	Dustin Pedroia (R/R)	SS	5-8	180	Jr.	Leads Pac-10 hitting .412 with 22 2B, 41 RBI.
2	4	Travis Buck (L/R)	RF	6-3	210	So.	Hitting .343 with 8 HR, 49 RBI and 12 2B.
3	11	Jeff Larish (L/R)	LF	6-2	195	Jr.	Current 11-game hitting streak to raise average to .302.
4	37	Zechry Zinicola (R/R)	1B	6-1	205	Fr.	Two-way player who is hitting .281 with 2 HR, 19 RBI.
or	16	Nick Cadena (R/R)	DH	6-1	200	So.	Power to all fields. Hitting .234 with 2 HR and 10 RBI.
or	19	Joel Bocchi (R/R)	DH	5-11	190	Jr.	Hitting .302 with 3 2B and 12 RBI. 4-for-8 as pinch-hitter.
5	15	Josh Asanovich (R/R)	3B	6-0	190	Jr.	ASU's hottest hitter going 12-for-21 in last 7 games.
6	39	Tuffy Gosewisch (R/R)	C	5-10	185	Jr.	Johnny Bench Candidate hitting .355 with 38 RBI.
7	9	Colin Curtis (L/L)	CF	6-0	190	Fr.	Hitting .309 with five HR and 31 RBI. Freshman AA.
8	10	Joe Persichina (L/R)	2B	6-0	180	Fr.	Hitting .331 with 5 2B, 19 RBI. Can play 1B or 2B.
or	32	Chris Cook (R/R)	1B	6-5	215	Jr.	Backup first baseman hitting .324 with 3 HR, 11 RBI.
9	20	Nick Walsh (L/R)	DH	5-7	176	Sr.	Leads team hitting .409 in Pac-10 play. .342 overall.
or	6	Seth Dhaenens (L/R)	3B	6-1	175	Fr.	Solid defense at hot corner. Hitting .250 overall.

Probable Pitching Rotation:

Day	No.	Name	Pos	Ht	Wt	Yr	Notes/Key Stats
5/4	35	Jeff Mousser	RHP	6-2	215	Sr.	Senior transfer (BYU). Won last four (5-3, 3.44 ERA).
5/3	34	Jason Urquidez	RHP	6-1	165	Jr.	9-2 with 3.15 ERA. Tied for league lead with 9 wins.
5/16	49	Brett Bordes	LHP	5-10	175	So.	2-0, 6.75 ERA. Making sixth start of 2004.
Rel	40	Pat Bresnehan	RHP	6-1	205	Fr.	Reliever who is 3-2 with five saves and 5.26 ERA.
Rel	37	Zechry Zinicola	RHP	6-1	205	Fr.	Moved back to closer role. 2 W, 3 SV in last 9 games.
Rel	45	Erik Averill	LHP	6-2	190	So.	Veteran lefty who is 3-2 with 5.10 ERA this year.
Rel	26	Pat Cassa	LHP	5-10	165	Fr.	Coming off strong outing against NMSU. 2-1, 5.50 ERA.
Rel	21	Quentin Andes	RHP	6-2	194	Fr.	3-1 with two SV and 5.23 ERA in 15 G (20.2 IP).

*Rotation/Starting Lineup Subject to Change



Sun Devil Baseball 2004

Pole Position:

Coming off a two-game sweep of New Mexico State and winners of nine of the last 11 games, Arizona State remains a consensus top 20 team. The Devils are ranked No. 14 in the ESPN/Sports Weekly Coaches poll, No. 17 by *Collegiate Baseball* and No. 19 by *Baseball America*. Ranked in the coaches poll every week this season, ASU has extended a streak of 93 consecutive weeks in the national rankings dating back to the start of the 2000 season. ASU entered the 2004 season ranked in all four of the national preseason polls (#7 CB, #10 SW, #11 NCBWA, #18 BA). ASU finished the 2003 season with a 54-14 record and earned a consensus top 10 ranking in all four national polls.

Buck Providing Power and Production:

Sophomore right fielder Travis Buck leads ASU in two of the three Triple Crown categories with eight home runs and 49 RBI. He is also third in the Pac-10 in RBI and leads the conference with 37 walks. He is also amongst the league leaders in runs scored (47, 9th), doubles (12, 10th) and on-base percentage (.475, 7th). Buck is hitting .343 (58-for-169) with 15 multi-hit games and leads the Devils with 13 multi-RBI contests. He also leads the team with five outfield assists and is 8-for-10 stealing bases. He was named Pac-10 Player of the Week and the Collegiate Baseball/Louisville Slugger National Player of the Week after going 10-for-12 (.833) with 13 RBI in the three-game series against UConn (2/27-29). Buck currently has a career-high eight game hitting streak and is a career .333 (136-for-408) hitter with 12 home runs, 106 runs scored and 95 RBI.

Buck Repeats As Pac-10 Player of the Week:

After going 5-for-10 with home runs in all three games against East Carolina, Travis Buck earned his second consecutive Pac-10 Player of the Week award. With his third career Pac-10 POW award, he became the 16th conference player to repeat and first since 1998 when Cal's Xavier Nady earned the award in consecutive weeks in 1998 (Apr. 27, May 4). He is the first Sun Devil since Oddibe McDowell in 1984 to earn back-to-back conference honors.

Buck Invited to USA Baseball National Team Trials:

Travis Buck has been invited to the USA Baseball National Team Trials for the second straight year. The sophomore outfielder was one of the first 19 players invited to attend the tryouts in Durham, N.C., in mid June. ASU ranks eighth for producing players to USA Baseball and has had at least one player on Team USA in five of the last six years. Juniors Dustin Pedroia and Jeff Larish helped the 2003 Team USA squad to a silver medal at the Pan Am Games in Santo Domingo, Dominican Republic.

A Triple Play For The Ages:

Leading 10-1 in the seventh inning in the series opener at UCLA (4/16), the Sun Devils completed a baseball oddity when they turned the first triple play in recorded school history. With no outs and runners on second and third, Bruin catcher Chris Denove hit what appeared to be a three-run home run over the right field fence. But, ASU sophomore outfielder Travis Buck leaped over the fence and pulled the ball back into play to record the out. He then relayed the ball to the infield where Dustin Pedroia and Seth Dhaenens recorded outs to complete the triple play. Instead of three runs, it was three outs.

Flashing The Leather:

The Sun Devils have won nine of their last 11 games and much of it is because of solid defense. While ranking fifth in the Pac-10 with a .971 fielding percentage, ASU also ranks 30th in the NCAA (out of 285 schools). ASU has played error-free ball this year in 14 games and has made only nine errors in the last 11 games (.979 FLD%).

Asanovich Heating Up:

Junior infielder Josh Asanovich has raised his batting average 111 points from .256 (3/17) to its current mark of .367 by going 26-for-59 (.441) in his last 21 games. Asanovich has three home runs and 27 RBI while seeing action in 36 games (28 starts). He is riding a current five-game hitting streak in which he is hitting .667 (10-for-15). Over his last 11 games, Asanovich is 14-for-30 (.467) with 15 runs scored and 12 RBI.

Urquidez Dominating On The Mound:

Junior right-handed pitcher Jason Urquidez is tied for the Pac-10 lead with eight wins, ranking 12th in the NCAA. The junior college transfer from Central Arizona College is 9-2 with a team-leading 3.15 ERA in 15 games this season. In addition to leading the league in wins, he is also third in ERA (3.15), eighth in strikeouts (68) and sixth in opponents batting average (.246). Here is a look at Urquidez's game-by-game breakdown:

2004	Opp	S/R	W/L	IP	H	R	ER	BB-SO	Pitches
2/8	FSU (#18)	S	W	5.0	6	1	1	3-9	94
2/14	Utah	S	W	6.0	3	0	0	2-7	85
2/22	Rice (#1)	S	W	9.0	3	1	1	2-7	139
2/29	UConn	S	W	3.0	3	1	1	1-1	37
3/6	ECU (#18)	S	W	7.0	5	4	3	3-4	116
3/13	Tulane (#11)	S	W	5.2	4	1	1	5-5	103
3/20	California	S	L	1.1	4	3	3	2-0	42
3/26	Washington	S	L	4.1	5	5	3	4-6	77
4/2	USC	S	W	8.1	7	3	3	6-7	141
4/9	Oral Roberts	S	W	7.0	5	1	1	2-6	123
4/17	UCLA	S	---	4.0	8	3	3	0-2	73
4/24	Washington State	S	---	6.1	7	2	2	1-4	115
4/27	Wichita State	R	---	1.0	1	1	1	2-1	27
4/28	Wichita State	R	---	1.1	3	2	2	1-2	36
5/3	New Mexico St.	S	W	5.0	2	1	1	2-7	62
Season Totals:		15	9-2	74.1	66	29	26	36	—

ASU HEAD COACH

Pat Murphy



Since inheriting the Sun Devil program in August of 1994, Arizona State Baseball Head Coach Pat Murphy has carefully nurtured the tradition of excellence in Tempe, at the same time establishing himself as one of the top collegiate head coaches in the nation. He has guided Arizona State to top-12 national rankings in four of the past seven seasons, including an appearance in the 1998 College World Series national championship game. Murphy has combined to go 392-191-1 in his 10 seasons in Tempe and posts an all-time 28-20 record in NCAA Tournament action. He has a career 765-362-4 record in 19 seasons as a head coach. Murphy recorded his 700th victory at the Division I level on April 2, 2004 in a 10-3 win over USC. In 17 seasons split between Notre Dame and ASU, Murphy has averaged over 40 wins per season. ASU has been ranked in 93 straight national polls under Murphy. ASU also set an NCAA record scoring in 506 straight games.

Month by Month at ASU:

January	40-4
February	100-34
March	97-64-1
April	95-55
May	56-30
June	4-5

Pat Murphy at ASU

Record at ASU	392-191-1
Pac-10	142-112
Non-Conference	247-79-1
NCAA Tournament	19-12

Opening Day Record	9-1 (16-1 overall)
Earliest Start	Jan. 15, 1999 (Utah)
Latest Start	Feb. 6, 2004 (Florida State)

Pat Murphy Year-by-Year

Career Record: 765-362-4/19th season
Division I Record: 710-307-2/17th season
Arizona State Record: 392-191-1/10th season

Year	School	Overall
2004	Arizona State	32-13
2003	Arizona State	54-14
2002	Arizona State	37-21
2001	Arizona State	37-20-1
2000	Arizona State	44-15
1999	Arizona State	39-21
1998	Arizona State	41-23
1997	Arizona State	39-22
1996	Arizona State	35-21
1995	Arizona State	34-21
1994	Notre Dame	46-16
1993	Notre Dame	46-16
1992	Notre Dame	48-15
1991	Notre Dame	45-16
1990	Notre Dame	46-12
1989	Notre Dame	48-19-1
1988	Notre Dame	39-22
1987	Claremont-Mudd Scripps	21-18-1
1986	Claremont-Mudd Scripps	24-16
1983	Maryville (Tenn.)	10-21-1



Sun Devil Baseball 2004

The Pedroia Record Watch

Career Batting Average:

1. Kevin Romine (1981-82)408
2. Hubie Brooks (1977-78)396
3. Willie Bloomquist (1997-99)394
4. Mike Sodders (1980-81)389
5. Dan McKinley (1995-97)389
6. Chris Bando (1975-78)388
Dustin Pedroia (2002-P)388
8. Bob Horner (1976-78)384
Casey Myers (1998-2001)384
10. Roger Schmuck (1970-71)381

Career Doubles:

1. Clay Westlake (1973-76)88
2. Andrew Beinbrink (1996-99)75
3. Antone Williamson (1992-94)70
4. Dustin Pedroia (2002-P)69
5. Casey Myers (1998-2000)64

Career Hits:

1. Clay Westlake (1973-76)322
2. Andrew Beinbrink (1996-99)318
3. Casey Myers (1998-2001)313
4. Gary Atwell (1970-73)286
5. Dustin Pedroia (2002-P)279
6. Mikel Moreno (1995-98)277
7. Antone Williamson (1992-94)264
8. Bob Horner (1976-78)262
9. Dan Rumsey (1986-89)261
10. Rick Peters (1974-77)251
11. Barry Bonds (1983-85)247

Single-Season Doubles:

1. Dustin Pedroia, 200334
2. Chris Bando, 197830
3. Antone Williamson, 199329
Steve Willis, 198829
5. Clay Westlake, 197626

Single-Season Hits:

1. Paul Lo Duca, 1993129
2. Hubie Brooks, 1978126
3. Kevin Romine, 1982121
4. Dustin Pedroia, 2003120

National/Pac-10 Awards

Pac-10 Player of the Week:

Dustin PedroiaFeb. 24
Travis BuckMar. 2
Travis BuckMar. 8

Pac-10 Pitcher of the Week:

Jason UrquidezFeb. 24
----------------	--------------

National Player of the Week:

Urquidez (Feb. 24)Collegiate Baseball
Urquidez (Feb. 24)Sports Weekly
Urquidez (Feb. 25)NCBWA
Urquidez (Feb. 26)CBI
Buck (Mar. 1)Collegiate Baseball
Buck (Mar. 3)CBI (West Region)

Golden Spikes Award Watch List:

Dustin Pedroia

Clemens Award Watch List:

Jason Urquidez

Johnny Bench Award Watch List:

Tuffy Gosewisch

The .400 Club

Player	Avg.	Year
Paul Lo Duca	.446	1993
Mark Emster	.439	1999
Roger Schmuck	.434	1971
Hubie Brooks	.432	1978
Mike Sodders	.424	1981
Dan McKinley	.423	1997
Chris Bando	.415	1978
Willie Bloomquist	.414	1998
Dustin Pedroia	.412	2004
Casey Myers	.412	2000
Bob Horner	.412	1978
Kevin Romine	.410	1981
Kevin Romine	.406	1982
Ken Landreaux	.406	1976
Oddibe McDowell	.405	1984
Dustin Pedroia	.404	2003
Andrew Beinbrink	.402	1999

The Series History

Arizona State vs. Oregon State

Date	ASU W/L	Score	Site
3/21/63	W	5-4	Tempe
3/22/63	L	6-8	Tempe
3/23/63	L	5-8	Tempe
3/23/63	W	7-2	Tempe
3/25/65	W	10-3	Tempe
3/26/65	W	9-3	Phoenix
3/27/65	W	9-4	Tempe
3/27/65	W	2-0	Tempe
3/20/67	L	1-5	Phoenix
3/21/67	L	5-7	Tempe
3/22/67	W	7-3	Phoenix
3/24/70	W	10-3	Riverside
3/25/71	W	5-4	Riverside
3/23/76	W	11-9	Riverside
4/2/76	W	9-8	Tempe
3/23/77	W	11-6	Tempe
3/27/85	L	2-13	Riverside
4/1/89	W	4-2	Riverside
4/1/99	W	9-5	Corvallis
4/2/99	L	8-9	Corvallis
4/3/99	W	21-9	Corvallis
4/7/00	W	1-0	Tempe
4/8/00	L	3-11	Tempe
4/9/00	W	8-7	Tempe
3/24/01	W	10-2	Corvallis
3/25/01	L	1-4	Corvallis
3/26/01	L	2-12	Corvallis
1/31/02	W	13-5	Mesa
5/24/02	W	13-7	Mesa
5/25/02	W	9-8	Mesa
5/26/02	W	5-2	Mesa
2/16/03	W	9-4	Surprise
5/12/03	W	14-4	Corvallis
5/13/03	L	1-6	Corvallis
5/14/03	W	12-7	Corvallis
Totals:	25-10	---	---
at ASU:	15-5 (ASU leads)		
at OSU:	5-4 (ASU leads)		
Neutral Site:	5-1 (ASU leads)		

Arizona State Career Stats vs. Oregon State:

Player	Avg.	G	AB	R	H	RBI	2B	3B	HR	SB
Bocchi	.000	2	2	0	0	0	0	0	0	0
Buck	.167	3	12	2	2	3	0	0	1	2
Cadena	.308	4	13	1	4	4	1	0	0	0
Gosewisch	.312	4	16	4	5	4	2	0	1	0
Larish	.375	6	24	6	9	6	2	0	0	1
McKenna	.000	4	3	0	0	0	0	0	0	0
Mesa	.429	2	7	2	3	1	0	0	0	0
Pedroia	.472	8	36	12	17	8	3	0	1	0
Walsh	.385	7	13	5	5	1	0	0	0	1
Player	ERA	W-L	SV	G	IP	H	R	ER	BB	SO
Bordes	0.00	0-0	0	1	1.0	3	2	0	0	1

All-Time Series Against Oregon State:

The Sun Devils lead the all-time series against Oregon State 25-10 and have won seven of the last eight. The series dates back to the first meeting at ASU field on March 21, 1963 (5-4 ASU victory). The Sun Devils are 16-5 all-time against the Beavers in while playing in the state of Arizona and also hold a 4-1 record at the Riverside Invitational. After winning two of three games last year at Goss Stadium at Coleman Field, ASU is 5-4 in games played in Corvallis.

Last Year Against Oregon State:

ASU escaped from Corvallis winning two of three games last year to begin a Northwest road swing that as the Devils play six Pac-10 games in seven days. The Devils opened the series with a 14-4 victory behind a big day at the plate. Jeff Larish (2-for-3, 3 RBI) and Travis Buck (2-for-5, HR, 3 RBI) led ASU's 13-hit attack. OSU rebounded for a 6-1 victory behind a stellar pitching performance from lefty Jake Postlewait (CG, 10 H, 1 R, 2 K). Trailing 6-3 after seven innings in the rubber match of the series, ASU exploded for eight runs in the eighth inning to win the finale. Catcher Tuffy Gosewisch went 3-for-3 with two doubles and a home run in the victory.

Mousser Runs Winning Streak To Four:

Senior right-handed pitcher Jeff Mousser has been impressive in his last four starts, turning a dismal 1-3 start into a 5-3 record behind a four-game win streak. Mousser ranks fifth in the Pac-10 with a 3.44 ERA and is also eighth with an opponents batting average of .250. In his last four starts he has allowed 21 hits and only six earned runs for an impressive 2.05 ERA (26.1 IP). The senior transfer from BYU has made 13 starts this season and has one complete-game. The Tempe native prepped at Marcos de Niza High School.



Sun Devil Baseball 2004

Devils No. 3 in Projected RPI:

In the May 9 release of the projected RPI on www.Boydsworld.com, Arizona State moved up to No. 3 in the nation behind Miami, Fla. (36-9) and Texas (46-8). The Devils have been ranked as high as No. 1 (3/15) and moved up three spots from No. 6 after going 2-0 last week. The NCAA uses the rating system to help determine selections and seedings for postseason play. Boyd Nation has come up with an RPI index that has proven to be an accurate depiction of the same RPI the NCAA uses. The Devils are 32-13 this season and has played arguably the toughest schedule in the nation. ASU has 14 of the top 50 teams in this week's RPI ratings on the 2004 slate. Here is the top 10 in the latest pseudo RPI:

Rank	Team	W-L	Rating
1.	Miami, Fla.	36-9	.668
2.	Texas	46-8	.664
3.	Arizona State	32-13	.634
4.	Florida	36-13	.632
5.	LSU	36-13	.627
6.	Rice*	35-9	.626
7.	South Carolina	34-13	.623
8.	Arkansas	33-16	.622
9.	Stanford*	37-8	.621
10.	Virginia	37-11	.621

*ASU opponent in 2004

Urquidez Named To Clemens Award Watch List:

Arizona State starting pitcher Jason Urquidez is part of a list of 40 hurlers who are included in the first Roger Clemens Award Watch List. The list is comprised of all Division I pitchers who were named as preseason All-Americans by either Baseball America or Collegiate Baseball, in addition to those pitchers who have been honored so far this season as National Pitchers of the Week. Urquidez earned national POW honors from *Collegiate Baseball*, NCBWA, Sports Weekly and CollegeBaseballInsider.com. He was also named the Pac-10 Pitcher of the Week after his complete-game three-hitter against No. 1 and defending national champion Rice Owls at Reckling Park in Houston. A junior college transfer from Central Arizona College, Urquidez leads the Pac-10 with an 9-2 record and paces the ASU pitching staff with a 3.15 ERA. He has recorded 68 strikeouts in 74.1 IP and opposing hitters are batting only .246 off him. In its inaugural year, The Roger Clemens Award will be presented to the nation's top college pitcher at the conclusion of a gala dinner in Houston on July 15.

Bounce Back Wins:

The Sun Devils have done a nice job of bouncing back from a loss, going 10-3 this season after suffering a loss. The trend goes back to last season when ASU was 11-2 following a loss. Dating back to the start of the 2003 season, ASU has played 106 games and compiled a stellar 80-26 (.755) record. During that span of games, the Devils are 22-5 following a loss, including gaining an opening-day victory after losing to Cal State Fullerton last season in the NCAA Super Regionals.

Walsh Making Most Of Senior Season:

Senior second baseman Nick Walsh is making the most of his fifth year in the Arizona State baseball program. After redshirting in 2000, Walsh has been an occasional starter during his career for the Sun Devils. He finished the 2003 season on a strong note earning 22 of his 26 starts after the midpoint of the season. Walsh hit .353 (42-for-119) with seven doubles and 23 RB in 2003. Like his previous three seasons, Walsh has found his way into the starting lineup with a clutch bat. Over his last 15 games he is hitting .404 (23-for-57) with 15 runs, nine RBI and five stolen bases. For the season, Walsh is fifth on the team batting .342 (38-for-111) with six doubles and 20 RBI. Starting with a 10-for-14 (.714) performance in the three-game series against USC (April 2-4), Walsh has raised his season average 64 points from .278 to its current mark of .342. Here is a look at Walsh's statistics in his first 23 games and his last 15 games:

	Avg.	AB	R	H	2B	RBI	OB%	SB
First 23 Games:	.278	54	9	15	3	11	.406	0
Last 15 Games:	.404	57	15	23	3	9	.493	5
Season Totals:	.342	111	24	38	6	20	.430	5

Undefeated... No Problem:

ASU has played arguably the toughest schedule in the nation and heads into the Oregon State series with the No. 3 projected RPI (Boydsworld.com) in the nation. Additionally, ASU has gone 13-3 against ranked opponents (top 25 at time playing) this season and has a 27-9 record against teams with a winning record. ASU has faced a number of top pitchers during the season and handed most their first... and sometimes only... loss of the season. It started by beating Tulane's J.R. Crowel (3-0), then Cory Hahn (3-0), then Oklahoma State's Daniel Rew (3-0) and Spencer Grogan (4-0). ASU lost to Washington's Tim Lincecum (2-0), but bounced back to hand USC's undefeated freshman Ian Kennedy (previously 4-0) his first loss of the season. ASU also ended the 17-game win streak of Rice ace Jeff Niemann and handed Wichita State's Mike Pelfrey his first loss after going 6-0 before running into ASU. Here is a look at some of the top pitching prospects across the nation that the Devils have beaten this year:

Pitcher (school)	Record before playing ASU	Current 2004 Stats
Jeff Niemann (Rice)	0-0 (17-game win streak)	5-2, 2.59 ERA
Carter Harrell (ECU)	2-0	5-1, 2.91 ERA
Spencer Grogan (Oklahoma State)	4-0	11-1, 2.79 ERA
J.R. Crowell (Tulane)	3-0	7-1, 3.50 ERA
Cory Hahn (Tulane)	3-0	8-2, 3.87 ERA
Mike Pelfrey (Wichita State)	6-0	8-1, 1.97 ERA
Ian Kennedy (USC)	4-0	6-2, 2.58 ERA

2004 Statistical Comparison

Category	ASU	OSU
Games	45	42
Average	.325	.301
Runs	360	328
Hits	506	450
2B	110	68
3B	3	14
HR	37	40
SB	40	49
SLG%	.470	.446
ERA	4.48	4.70
SO	337	292
BB	198	147

Devils in the Polls...

	BA	SW	CB	NCBWA
PS	18	10	7	11
2/9	17	7	7	8
2/16	16	7	7	8
2/23	12	7	7	8
3/1	10	6	6	7
3/8	8	6	5	7
3/15	8	6	5	7
3/22	9	8	9	9
3/29	14	10	17	9
4/5	23	15	21	13
4/12	NR	21	NR	33
4/19	NR	18	NR	RV
4/26	NR	18	NR	33
5/3	20	14	17	30
5/10	19	14	17	26
5/17	--	--	--	--
5/24	--	--	--	--
Final	--	--	--	--

ASU Quick Facts/Notes

2004 Team Information

Letterman Returning/Lost	10/16
Pitchers	2/10
Position Players	8/6
Starters Returning/Lost	9/13
Top Pitchers	2/7
Top Position Players	7/6
Newcomers	21

2003 in Review

Record	54-14
Home	31-7
Away	23-7
Pac-10 Record (Finish)	16-8 (2nd)
Home	8-4
Away	8-4
Final Rankings	7 (BA), 9 (SW), 10 (CB)

Arizona State Postseason History

NCAA Appearances	27
NCAA Record	128-53 (.707)
CWS Appearances	18
National Championships	5
CWS Runner-Up Finishes	5
Last CWS Appearance	1998 (2nd)
College World Series Record	55-30 (.647)
Regional Titles (last)	13 (2003)

Baseball History

All-Time Record	2,349-1,149-6
Early Record	333-338-5
Modern Record	2,016-804-1
Packard Stadium	840-244-1 (31)
Best Record All-Time	(1973)
School Record Wins in a Season	65 ('76)

Media Relations Information

Baseball Contact	Jeff Evans
Evans' E-Mail	jeff.evans@asu.edu
Evans' Direct Line	(480) 965-6594
Evans' Cell	(480) 734-7791
Phone	(480) 965-6592
Fax	(480) 965-5408
Packard Box Phone	(480) 727-7253
Website	www.TheSunDevils.com
Evans' Record at ASU	160-68-1



Sun Devil Baseball 2004

Inside the Numbers

3	Times ASU has hosted an NCAA Regional in last four years.
4	Number of times ASU has finished in the top 12 in the nation in the last seven years.
5	NCAA National Championships won by the Sun Devils.
7	Consecutive hits Travis Buck had during one stretch this year to rank tied for third the ASU record book.
10	Number of Sun Devils who have played for USA Baseball National Team since 1984.
11	Preseason Baseball America top 50 Teams ASU played in '03.
18	Number of times ASU has played in the College World Series.
24	Number of games against teams in Baseball America's preseason top 25 ASU is scheduled to play in 2004.
34	Number of doubles Dustin Pedroia hit in 2003 to set new ASU and Pac-10 record.
69	Number of career doubles by junior shortstop Dustin Pedroia.
79	Number of former Sun Devils who have played in Major League Baseball.
93	Consecutive polls ASU has been ranked in at least one national poll.
156	Number of career RBI by junior All-American Jeff Larish
279	Number of career hits by Junior shortstop Dustin Pedroia.
392	Number of wins in head coach Pat Murphy's 10 seasons as the skipper of the Sun Devils.
506	ASU's NCAA record consecutive games scoring streak that ended Feb. 15 vs. Oklahoma.
1231	Number of combined MLB home runs by former Devils Barry Bonds and Reggie Jackson.
2,349	Number of all-time wins in the 92-year history of Sun Devil Baseball. It ranks as the sixth most among all NCAA schools.

Hitting Streaks:

Five Sun Devils are currently riding hitting streaks of four or more games heading into the crucial Pac-10 series against Oregon State. Junior left fielder Jeff Larish is in the midst of a season-high 11-game hitting streak. Dustin Pedroia has had a pair of 10-game hitting streaks this season and seven in his career. Here is a look at the streaking Devils:

Player	Current Streak	Statistics During Streak
Jeff Larish	11 Games	.388, 19-for-49, 11 R, 5 2B, 1 HR, 11 RBI
Travis Buck	8 Games	.361, 13-for-36, 9 R, 1 2B, 1 HR, 4 RBI
Josh Asanovich	5 Games	.667, 10-for-15, 7 R, 2 2B, 1 HR, 7 RBI
Tuffy Gosewisch	5 Games	.438, 7-for-16, 4 R, 3 2B, 9 RBI
Colin Curtis	4 Games	.438, 7-for-16, 3 R, 1 2B, 1 HR, 6 RBI

Tough Against Ranked Teams:

The Sun Devils are off to a 24-11 start and boast an even more impressive 13-3 record against ranked opponents (top 25 at time played). ASU played 22 non-conference games before beginning the conference slate and compiled a 19-3 record. Through 45 games, the Devils have played 27 games against teams that are either currently ranked or have been ranked at one point in 2004. The Sun Devils swept No. 18 Florida State (Feb. 6-8) to open the season and also beat No. 1 Rice (3-1, Feb. 22), No. 16 Arizona (4-0, Feb. 26), swept No. 18 ECU (Mar. 5-7), took two of three from No. 11 Tulane and then went on the road to beat No. 7 Wichita State in two straight games. Nine of ASU's 13 losses have also come against teams that have appeared in at least one of the four top 25 polls this season.

Tuff Behind the Plate:

Junior catcher Tuffy Gosewisch is the epitome of his name behind the dish... tough. In his second year as a full-time starter, Gosewisch has taken ASU's young pitching staff by the reins to help lead the Devils to a 32-13 record and the second-best ERA in the Pac-10 (4.48). Additionally, he has been solid at the plate, hitting .355 (54-for-153) with 31 runs, 12 doubles, two home runs and 38 RBI. He currently has a five-game hitting streak (.438, 7-for-16) and over his last 14 games is hitting .435 (20-for-46). He has recorded at least one hit in 34 of ASU's 45 games and is second on the team with 17 multi-hit games. The Johnny Bench Catcher of the Year candidate has thrown out 14 attempted base stealers and has a .983 FLD%.

Larish Finds His Groove At The Plate:

Junior All-American outfielder Jeff Larish struggled early in the season to find consistency at the plate, but is starting to heat up. Larish is in the midst of a current 11-game hitting streak (.388, 19-for-49) to raise his season batting average over .300 for the first time this year. The junior outfielder is hitting .302 (54-for-179) with 16 doubles, three home runs and 37 RBI. As a sophomore he hit .372 (87-for-234) with 18 home runs and 95 RBI. Making 36 starts in left field this season, Larish is at his third position as a Sun Devil in as many years (3B in 2002, 1B in 2003). Last season, Larish became only the second Sun Devil to join the 70-70 club (RBI-BB) when he had 95 RBI (fifth most in ASU history) and led the NCAA with 78 walks. The Tempe native is a career .338 (183-for-541) hitter with 156 RBI and 134 walks (.467 on-base percentage and 1027 OPS). The 2004 preseason All-American is listed as the No. 10 prospect for the annual June Amateur Draft by *Baseball America*.

2004 ARIZONA STATE BASEBALL PRESEASON AWARDS

Baseball America Preseason All-Americans:

Jeff Larish - 1st team
Dustin Pedroia - 3rd team

Baseball America Preseason All-Pac-10:

Dustin Pedroia - Shortstop (Player of the Year)
Jeff Larish - Outfield
Jason Urquidez - Relief Pitcher

Baseball America Top Pac-10 Newcomers:

Colin Curtis - No. 4

Baseball America Top Pac-10 Prospects:

Jeff Larish - No. 1
Dustin Pedroia - No. 6

Baseball America Best Tools:

Dustin Pedroia - Best Defensive Shortstop (NCAA)
Dustin Pedroia - Best Defensive Shortstop (Pac-10)
Erik Averill - Best Control

Baseball America Top Transfers:

Jeff Mousser - No. 12

Baseball America's Fab 50 By Class:

Freshman:

Colin Curtis - No. 10
Pat Bresnahan - No. 27
Zechry Zinicola - No. 30

Sophomores:

Travis Buck - No. 30

Juniors:

Jeff Larish - No. 4
Dustin Pedroia - No. 36

Collegiate Baseball Preseason All-Americans:

Jeff Larish - 1st team
Dustin Pedroia - 1st team

NCBWA Preseason All-Americans:

Jeff Larish - 2nd team
Dustin Pedroia - 1st team

CollegeBaseballInsider.com All-Americans:

Jeff Larish - 1st team
Dustin Pedroia - 1st team

Street & Smith's College Baseball Preview:

Jeff Larish - Preseason Player of the Year



Sun Devil Baseball 2004

How 2004 Compares To Past Seasons:

For fourth time in the last 10 years, the Sun Devils have at least 32 wins after 45 games during the Pat Murphy era. The Devils set a school record last year when they opened with a 28-1 record and were 38-7 at the same point (45 games) as this season. Here is a look at how ASU has fared in games 45-56 during the Murphy era:

Games	1995	1996	1997	1998	1999	2000	2001	2002	2003	2004
45	30-15	28-17	28-17	31-14	32-13	35-10	29-15-1	28-17	38-7	32-13
46	31-15	29-17	29-17	31-15	32-1	36-10	30-15-1	28-18	38-8	---
47	32-15	29-18	30-17	32-15	32-15	37-10	30-16-1	29-18	38-9	---
48	32-16	29-19	31-17	32-16	32-16	37-11	31-16-1	30-18	39-9	---
49	33-16	30-19	31-18	33-16	32-17	37-12	32-16-1	31-18	40-9	---
50	33-17	30-20	31-19	33-17	33-17	38-12	33-16-1	31-19	41-9	---
51	33-18	31-20	32-19	33-18	33-18	39-12	34-16-1	32-19	42-9	---
52	34-18	32-20	33-19	33-19	34-18	40-12	34-17-1	33-19	43-9	---
53	34-19	33-20	34-19	33-20	35-18	40-13	35-17-1	34-19	44-9	---
54	34-20	33-21	34-20	33-21	36-18	41-13	35-18-1	35-19	45-9	---
55	34-21	34-21	35-20	34-21	36-19	42-13	36-18-1	36-19	45-10	---
56	---	35-21	36-20	35-21	37-19	43-13	37-18-1	36-20	46-10	---

Two-Way Zinicola:

Freshman Zechry Zinicola is becoming regular contributor for the Sun Devils, whether as a starting pitcher, designated hitter or even at first base. Zinicola (San Bernadino, Calif.) has made 18 pitching appearances (4 starts) and is 4-2 with four saves and is third on the team with a 3.61 ERA. Moving back into the closer role after making four starts, Zinicola has been dominant in his last nine outings, going 2-1 with three saves and a 1.13 ERA while striking out 17 batters. At the plate, Zinicola has made 14 starts at designated hitter and two at first base. He has recorded at least one hit in 14 of 20 games played and has four multi-hit games. He is hitting .281 (18-for-64) with two home runs and 19 RBI. Zinicola had a hand in ASU's 4-3 win over UCLA (4/17) in both roles, picking up the win on the mound with 1.1 perfect innings and drove home the game-winning run with a sacrifice fly in the top of the ninth inning. He is ASU's first full-time two-way player since Richy Leon (1995-98). Leon was a career .298 hitter as an outfielder and was 8-3 with a 4.67 ERA in 48 pitching appearances.

Lineup Changes:

Through 45 games of the 2004 season, ASU skipper Pat Murphy has authored 40 different batting lineups and 30 different positional lineups. The 2003 squad featured 57 different batting lineups during the 68-game season. The pitching rotation this weekend of Jeff Mousser, Jason Urquidez and Brett Bordes is one of five different three-man rotations featured this season.

Marotz Likes Them Loaded:

Junior right-handed pitcher Ty Marotz has seen more action in recent games due his clutch pitching performances. In his last three relief outings, Marotz has come into the game with the bases loaded and did not relinquish a run in each game. For the season, the Mesa CC transfer is 0-0 with a 4.76 ERA in 17.0 innings. He has inherited 19 runners this season and allowed only three to score. He leads ASU with a 3.60 ERA out of the bullpen.

Bresnehan Inching Towards Freshman Saves Record:

Only 45 games into his ASU career, freshman relief pitcher Pat Bresnehan is on the fast track to break the ASU freshman record for saves in a season. Bresnehan has five saves to rank tied for third in the Pac-10 and rank third in the freshman annals. He trails only Mitch Dean (8 in 1976) and Ryan Bradley (6 in 1995). The hard-throwing right-hander, who will likely pitch in middle relief this weekend, is 3-2 with five saves and a 5.26 ERA in 37.2 innings this season. He has struggled in the second half of the season, giving up 23 of his 29 runs on the season in his last 11 outings to raise his season ERA from 1.25 to 5.26.

Preseason All-Americans:

Sun Devil juniors Dustin Pedroia and Jeff Larish earned preseason All-America honors from every publication. Pedroia earned first-team honors from the NCBWA, Collegiate Baseball, CollegeBaseballInsider.com, and was a third-team pick by Baseball America. He was also selected as the preseason pick for Pac-10 Player of the Year by Baseball America. Larish, who moves to the outfield for the 2004 season, was a first-team pick by Collegiate Baseball, Baseball America, CollegeBaseballInsider.com, and was a second-team pick by the NCBWA. Larish was also selected as the preseason College Baseball Player of the Year by Street & Smith's.

Sun Devils Picked To Finish Second in Pac-10:

The Sun Devils enter the season as the preseason pick to finish second in the Pac-10 in a poll of the league coaches. Stanford was picked first, while Arizona, USC and Washington round out the top five. ASU was also picked to finish second by *Collegiate Baseball* and third by *Baseball America*. Here is a look at the three preseason Pac-10 baseball polls:

Pac-10 Poll (Coaches)

1. Stanford
2. Arizona State
3. Arizona
4. USC
5. Washington
6. California
7. UCLA
8. Oregon State
9. Washington State

Collegiate Baseball

1. Stanford
2. Arizona State
3. USC
4. Arizona
5. Washington
6. UCLA
7. California
8. Oregon State
9. Washington State

Baseball America

1. Stanford
2. Arizona
3. Arizona State
4. California
5. USC
6. Washington
7. UCLA
8. Oregon State
9. Washington State

Current Pac-10 Race

1. Stanford (11-4)
2. Washington (12-6)
3. UCLA (8-7)
4. Arizona State (7-8)
5. Oregon State (7-8)
6. Arizona (7-8)
7. California (8-13)
8. Washington State (5-10)

2004 Pac-10 Baseball

Team	Pac-10	Overall
Stanford	11-4	38-8
Washington	12-6	29-15-1
UCLA	8-7	27-23
Arizona State	7-8	32-13
Oregon State	7-8	27-15
Arizona	7-8	25-20-1
USC	7-8	21-25
California	8-13	24-28
Washington State	5-10	25-20

This Week in Pac-10 Baseball

Mon., May 10
at Washington State 6, Sacramento State 5

Tue., May 11
at San Diego State 6, Cal 5
at Stanford 3, Santa Clara 1
at UCLA 8, Cal State Fullerton 2
at Washington 20, Portland 4

Wed., May 12
California at San Diego, 3 p.m.
Portland at Washington, 6:30 p.m.

Fri., May 14
*Oregon State at Arizona State, 7 p.m.
*Washington State at UCLA, 6 p.m.
*Washington at USC, 7 p.m.

Sat., May 15
*Stanford at Arizona, 7 p.m.
*Oregon State at Arizona State, 7 p.m.
*Washington State at UCLA, 1 p.m.
*Washington at USC, 2 p.m.

Sun., May 16
*Stanford at Arizona, 7 p.m.
*Oregon State at Arizona State, 1 p.m.
*Washington State at UCLA, Noon
*Washington at USC, 1 p.m.

Mon., May 17
*Stanford at Arizona, 1 p.m.

Where ASU Ranks in the Pac-10

Team Offensive Rankings:

Avg.	325	2nd (17th)
Runs	360	2nd (23rd)
Hits	506	3rd
Doubles	110	1st
Triples	3	9th
Home Runs	37	8th
RBI	327	2nd
OB %	433	1st
SLG %	470	4th
Stolen	263	1st
Bases	40	6th

Team Pitching/Defense Rankings:

ERA	4.48	2nd (76th)
Strikeouts	337	5th
Wins	32	2nd
Saves	14	1st
Opposing Avg.	.260	2nd
Innings Pitched	402.0	6th
Walks	198	6th
FLD %	.971	5th (30th)

Dustin Pedroia:

Batting	412	1st (23rd)
Slugging %	.658	3rd
On-Base %	.511	1st
Runs	60	1st (7th)
Hits	77	1st
RBI	40	9th
Doubles	22	1st (4th)
Total Bases	123	3rd
Walks	35	4th
Assists	146	2nd

(NCAA Ranking)



Sun Devil Baseball 2004

Dominating Arizona:

With the 9-5 non-conference victory over Arizona (4/12), the Sun Devils have now won five straight games against their rivals to the south. Dating back to the 2000 season, the Devils have won 14 of the last 17 games. Since head coach Pat Murphy took over the program in 1995, the Devils have gone 32-15 and never lost a season series to the Wildcats. ASU and Arizona will face off in a key three-game Pac-10 series in Tucson near the end of the season (May 21-23).

On The Road Again:

Arizona State will play eight of their final 11 games during the 2004 regular season on the road. After hosting Oregon State to complete a mini five-game homestand, the Devils will travel to New Mexico, New Mexico State, Arizona and Stanford for the final eight games of the season. The regular-season ending eight game road trip ties a season high for the Devils, as they recently finished another eight-game road swing by going 6-2 against UCLA, Washington State and Wichita State.

Welcome To College Baseball:

Going into the season, preseason prognosticators tabbed the Sun Devils as a young and inexperienced team. Having lost 12 players to the annual MLB draft and returning only two pitchers from the Pac-10's leading pitching staff (3.32 ERA in 2003), the Devils have had to look to several newcomers to become impact players. Through ASU's first 45 games, 14 newcomers and three redshirts have seen action. ASU had as many as four freshman in the starting lineup this year.

Young Guns:

Of the 11 pitchers that have seen action on the mound this season, nine are wearing a Sun Devil uniform for the first time. Six of the nine are freshmen (Josh Blake, Quentin Andes, Pat Cassa, Pat Bresnehan, Travis Webb, Zechry Zinicola), with three others transfers (Jeff Mousser, Jason Urquidez, Ty Marotz). Sophomore left-handers Brett Bordes (2-0, 6.75 ERA) and Erik Averill (3-2, 5.12 ERA) are the lone returnees on Chris Sinacori's staff that led the Pac-10 with a 3.32 ERA in 2003. ASU is currently second in the Pac-10 with a 4.48 ERA.

A Tale of Two Sundays:

From one Sunday to another, the Arizona State baseball program was the buzz of the college baseball world. On Sunday, Feb. 15, the Devils saw their NCAA record 506 consecutive games scoring streak come to an end in a 6-0 shutout by the University of Oklahoma at Surprise Stadium in Surprise, Ariz. The streak spanned parts of nine seasons dating back to April 7, 1995 and blew away the old record of 349 set by Coastal Carolina. Just one week later, on Feb. 22, the Devils stunned No. 1 Rice in a 3-1 victory at Reckling Park, ending an 18-game winning streak by ace pitcher Jeff Niemann. Niemann, regarded as the top-pitching prospect in the nation, had not lost a decision dating back to the end of the 2002 season, including a 17-0 record as a sophomore. ASU pitcher Jason Urquidez was named the National Pitcher of the Week for his complete-game, three-hit victory over the defending national champion Owls.

Throwbacks Are Classic:

The Sun Devils unveiled a new 'Throwback' uniform for the 2004 season and it has gotten rave reviews. Originally slated to be the designated Sunday uniform, the Devils have worn the classic threads in 29 of the 45 games this season and gone 21-8. The off-white uniform features a baggier look and an old-school 'Devils' script across the chest. The Devils wear black spikes and high socks to compliment the 'old school' look. ASU is also 5-2 in the all white uniforms (worn with white spikes), 5-2 in the road gray sleeveless jersey and 1-1 in the maroon BP uniform.

Pedroia and Urquidez Sweep Pac-10 Awards:

Arizona State juniors Dustin Pedroia and Jason Urquidez swept the weekly Pac-10 Baseball Awards (Feb. 24) after helping the No. 7 Sun Devils to a 3-1 record with wins over Gonzaga, Memphis and Rice. Pedroia (Woodland, Calif.) earned his second Pac-10 Player of the Week award in his career after hitting .688 (11-for-16) with six runs, three doubles, one home run and five RBI. He had three doubles in a 4-for-5 performance against Gonzaga (2/16) and hit his first home run of the year to lead off the game against Lamar (2/20). Urquidez (Simi Valley, Calif.) swept the national awards, also earning Collegiate Baseball, Sports Weekly and

College Baseball Insider National Pitcher of the Week honors with his victory over No. 1 and defending national champion Rice. He struck out seven and walked only two in a complete-game, three-hit victory over the Owls. The Player of the Week honor was the second for Pedroia in his career and Urquidez earned his first Pac-10 weekly award in only his third start as a Sun Devil.

Urquidez Tames No. 1 Rice To Earn Pitcher of the Week Honors:

Junior starting pitcher Jason Urquidez was named the Collegiate Baseball National Pitcher of the Week after his complete-game three-hitter against No. 1 and defending national champion Rice on Sunday. Urquidez, a junior college transfer from Central Arizona, limited the top-ranked Owls to only one run on three hits, while striking out seven and walking only one. He gave up his only run in his 138-pitch effort with a two-out single in the bottom of the ninth inning. With his third victory of the year, Urquidez went head-to-head with and beat the nation's top pitching prospect in Rice ace Jeff Niemann. Niemann recorded his first loss since late in the 2002 season after going 17-0 as a sophomore in 2003.

One Tough Schedule:

The Sun Devils are in the midst of a brutally tough 56-game regular season schedule that has a SoS (strength of schedule) rated No. 12 in the nation (www.Boydsworld.com). ASU is scheduled to play 24 games against teams that were listed on Baseball America's preseason top 25 and another 15 games against teams that were listed in the top 50. The Devils lead all NCAA teams by playing 54% (30 of 56) of their games against teams that advanced to the NCAA Tournament last year and 71% (40 of 56) against teams that have advanced to the postseason in either of the last two years. ASU finished the 2003 season with a 54-14 record and an overall RPI ranked 12th in the nation. The 2004 schedule features six schools that are picked to finish first in their respective conferences: Stanford (Pac-10), Rice (WAC), Wichita State (Missouri Valley), Oral Roberts (Mid-Continent), Tulane (Conference USA), Lamar (Southland).

A Long Awaited Debut For Urquidez:

Junior starting pitcher Jason Urquidez took a long patch to make his Sun Devil debut against Florida State (2/8)... but what a debut it was. Urquidez, a junior college transfer from Central Arizona College, struck out nine and allowed only one run in five innings to pick up the win and help the Devils to the series sweep. He improved to 3-0 with a complete-game, three-hitter against defending national champion Rice. His effort earned him a clean sweep of the National Pitcher of the Year honors. Urquidez heads into the series with Oregon State with a 9-2 record and a 3.15 ERA. Urquidez, a native of Simi Valley, Calif., first laid eyes on ASU in the summer of 2000 and signed his first NLI with the program in November 2000. A non-qualifier academically, Urquidez ended up at Central Arizona College and played two years under former Sun Devil catcher Clint Myers. Going 19-5 and winning a NJCAA National Championship during his career at CAC, Urquidez made his dream of playing in the Maroon and Gold a reality when arrived on campus last August.

Murphy's Teams Know How To Score:

A true icon of the Pat Murphy system is scoring runs. The Sun Devils have done plenty of that since he arrived in 1995. ASU has led the NCAA in scoring in two of the last five years, averaging 11.32 runs per game in 1999, 10.97 runs per game in 2000 and finished second averaging 10.03 runs per game in 2003. ASU also led the nation in batting average with a team total of .356 in 1999 and fell just percentage points shy of matching that feat a second year in a row in 2000 with a .346 mark. During the Pat Murphy era (1995-P), the Sun Devils have been a trademark offensive program. During that stretch ASU has averaged 9.15 runs per game and scored in 582 of the 584 contests. Below is an offensive team breakdown of Murphy's ASU teams:

Year	G	AB	R	H	HR	BA
1995	55	1939	395	595	35	.307
1996	56	2075	552	702	73	.338
1997	61	2252	540	735	56	.326
1998	64	2277	557	723	57	.318
1999	60	2199	679	782	67	.356
2000	59	2134	647	738	86	.346
2001	58	2049	479	669	33	.327
2002	58	1994	450	618	38	.310
2003	68	2471	682	858	80	.347
2004	45	1558	360	506	37	.325
Totals	584	20,948	5,341	6,926	562	.331



Sun Devil Baseball 2004

NCAA Record Consecutive Games Scoring Streak Ends at 506:

The Sun Devils had a piece of history come to an end when their NCAA record 506 consecutive games scoring streak came to an end Feb. 15 against Oklahoma. The Sooners ended a streak that began April 8, 1995, a day after the USC Trojans shut out the Sun Devils during Pat Murphy's first year at ASU. "The Streak" saw the Devils go 338-167-1 during the 506-game stretch, scoring 4,755 runs (9.40 per game average) from 1995-2004. The Devils made history on April 7, 2001 when they scored at least one run in their 350th consecutive game, breaking the 12-year-old NCAA record exactly six years to the day when they were last shut out. ASU was shut out 9-0 in that game on April 7, 1995 at Dedeaux Field by left-hander Randy Flores. Coastal Carolina previously held the NCAA record at 349 games set from 1983-1989. ASU also had a stretch of 278 games without being shut out from 1990 to 1994, meaning the program has only been shutout in four games dating back to the 1990 season. Notable pitchers the Devils have faced during the streak include Mark Prior (USC), Jeremy Guthrie (Stanford), Barry Zito (USC), Kirk Saarloos (CS Fullerton), Jason Young (Stanford), Ben Diggins (Arizona), Adam Johnson (CS Fullerton), Ryan Drese (Cal), Jeff Weaver (Fresno State), Chad Hutchinson (Stanford), Abe Alvarez and Adam Pettyjohn (Fresno State). Top prospect David Purcey and Jarod McAuliff led the Sooner to the shutout of the Devils. ASU has started a new streak and is currently at 39 games!

NCAA Record Consecutive Game Scoring Streaks:

Arizona State	506	April 8, 1995 - Feb. 14, 2004
Coastal Carolina	349	April 16, 1983 - April 10, 1989
Wichita State	332	March 13, 1996 - Feb. 23, 2001
Nebraska	331	May 3, 1998 - June 1, 2003
Florida State	326	April 29, 1984 - Feb. 25, 1989

ASU And Team USA Connections:

Arizona State baseball has had a long-standing tradition of sending players to play for the USA Baseball National team during the summers. In a recent poll distributed by USA Baseball, ASU ranked No. 8 as a supplier to the National Team. With the selections of Jeff Larish and Dustin Pedroia to the 2003 team, ASU has now had nine players and 10 total selections don the Red, White and Blue for Team USA since 1984. ASU has also had at least one player on Team USA in five of the last six years. Pedroia and Larish helped Team USA to a silver medal in the 2003 Pan Am Games in Santo Domingo, Dominican Republic.

ASU Players on Team USA:

Oddibe McDowell	1984
Jim Austin	1990
Kaipo Spenser	1995
Willie Bloomquist	1998
Jon Switzer	2000
Casey Myers	2000
Mike Esposito	2001
Dustin Pedroia	2002, 2003
Jeff Larish	2003

Arizona State's NCAA Record

506

Consecutive Games Scoring Streak

Media Information:

Baseball Contact: Jeff Evans
SID Phone: (480) 965-6592
Evans Cell: (480) 734-7791
Evans' Direct Line: (480) 965-6594
SID Fax: (480) 965-5408
Evans' E-Mail: jeff.evans@asu.edu
Website: www.TheSunDevils.com
Mailing Address:
 Carson Center Room 131
 Media Relations
 Arizona State University
 Tempe, AZ 85287-2505

Interviews:

All interviews with players and the coaching staff need to be cleared through the ASU media relations office and Jeff Evans. If you wish to talk to any Sun Devil player or head coach Pat Murphy, please contact Evans via the above information.

Media Guides:

Media guides will be available to working press only and can be purchased by fans at home games at Packard Stadium for \$8. Press guides will not be distributed to fans from the press box or the media relations office. The 2004 ASU Baseball Media Guide is also available online at www.thesundevils.com in .pdf format.

Game Notes and Statistics:

Game notes and statistics will be distributed to all working media and scouts on game days at Packard Stadium. Copies will also be made available in the press box. The statistics are for working press, scouts and coaches only. A complete statistical book containing box score, play-by-play and game notes will also be available in the press box for working media following each home game. All information will be made available to fans and ASU supporters through the school's official athletic website, www.TheSunDevils.com.

Live Stats/GameTracker:

While only certain games can be accessed by radio either through the internet or in the greater Phoenix area, every home game and selected road games can be tracked through live statistical updates on ASU's official website, www.TheSunDevils.com.

Sun Devil Baseball NCAA Tournament History:

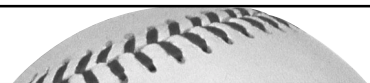
NCAA Appearances	27	District 7 Titles	6
All-Time NCAA Record	128-53	Record in District 7	12-1
Regional Appearances	20	CWS Appearances	18
Regional Titles	13	CWS Titles	5
Record in Regionals	58-18	CWS Runners-up	5
Super Regional Record	1-2	CWS Third-Place Finishes	4
District 7 Appearances	6	Record at CWS	55-30 (.647)

NCAA Tournament Breakdown

NCAA Titles By School	College World Series Wins	NCAA Tournament Wins
1. USC 12	1. USC 74	1. Texas 185
2. <i>Arizona State</i> 5	2. Texas 70	2. USC 170
Texas 5	3. <i>Arizona State</i> 55	3. Miami 147
LSU 5	4. Miami 44	4. Florida State 142
5. Miami 4	5. Oklahoma State 38	5. <i>Arizona State</i> 128
CWS Appearances	NCAA Tournament Appearances	
1. Texas 30	1. Texas 47	
2. USC 21	2. Florida State 41	
3. Miami 20	3. USC 35	
4. Oklahoma State 19	4. Oklahoma State 32	
5. <i>Arizona State</i> 18	Miami (Fla.) 32	
	9. <i>Arizona State</i> 27	



Sun Devil Baseball 2004



2003 ASU Hitting Leaders

Batting Average:

1. Dustin Pedroia	404
2. Jeremy West	381
3. Andre Ethier	377
4. Jeff Larish	372
5. Frank Mesa	364

Hits:

1. Dustin Pedroia	120
2. Andre Ethier	98
3. Jeff Larish	87
4. Travis Buck	78
5. Jeremy West	77

Runs Scored:

1. Dustin Pedroia	83
2. Jeff Larish	80
3. Andre Ethier	75

RBI:

1. Jeff Larish	95
2. Jeremy West	71
3. Andre Ethier	68

Doubles:

1. Dustin Pedroia	34
2. Jeff Larish	18
3. Steve Garrabrants	16
4. Andre Ethier	13
Steve Garrabrants	13

Triples:

1. Dennis Wyrick	4
Andre Ethier	4

Home Runs:

1. Jeff Larish	18
2. Jeremy West	17
3. Andre Ethier	10
4. Steve Garrabrants	8

2003 ASU Pitching Leaders

Earned Run Average:

1. Ryan Schroyer	1.53
2. Mark Sopko	2.30
3. Ben Thurmond	2.73
4. Jered Liebeck	2.88
5. Erik Averill	3.66

Wins:

1. Beau Vaughan	10
2. Ben Thurmond	8
Jered Liebeck	8
Erik Averill	8
5. Robbie McClellan	7

Batters Struck Out:

1. Beau Vaughan	105
2. Erik Averill	61
3. Ben Thurmond	58
4. Robbie McClellan	57
5. Jered Liebeck	54

Innings Pitched:

1. Beau Vaughan	92.1
2. Erik Averill	86.0
3. Ben Thurmond	79.0

2003 ASU Fielding Leaders

Errors:

1. Frank Mesa	12
2. Steve Garrabrants	10
3. Dennis Wyrick	9
4. Dustin Pedroia	8

Assists:

1. Dustin Pedroia	211
2. Steve Garrabrants	178
3. Frank Mesa	76

Putouts:

1. Jeff Larish	507
2. Tuffy Gosewisch	346
3. Joel Bocchi	159

How They Have Finished:

Arizona State has finished five seasons ranked in the top 10 in the final *Collegiate Baseball* national poll since 1990, ranking 7th of all college baseball programs. ASU has also finished in the top 12 in the nation in four of the last seven seasons. The schools with the most Top 10 *Collegiate Baseball* finishes are listed below:

1.	Florida State	13
2.	LSU	11
3.	Stanford	10
4.	Miami	9
5.	Clemson	8
6.	Cal State Fullerton	7
7.	Oklahoma State	5
7.	Wichita State	5
7.	USC	5
7.	Arizona State	5

Sustained Excellence:

In a recent ranking provided by BoydsWorld.com, the website dedicated to college baseball rankings and RPI, the Arizona State Baseball program ranked No. 9 in the nation for sustained excellence over the past three and five years. The ranking is a direct reflection of the strength of the recently departed recruiting class (the three-year ranking) or the strength of the program in general (the five-year ranking). The rankings are the result of a system of calculations designed to properly weight a team's winning percentage and strength of schedule, while taking inter-regional play into account. Over the last three years, ASU has combined to go 128-55 with a strength of schedule ranked 17th. Over the past five years, Murphy's squads have combined for an impressive 211-91 (.699) record and a strength of schedule listed as No. 24. The Sun Devils have advanced to the NCAA Tournament in six of the last seven years and have finished in the top 12 in the nation in four of those seven years.

Rank	ISR	D1		All		SoS	Team
		W	L	W	L		
1	125.5	249	84	249	84	2	Stanford
2	122.6	221	91	223	91	6	Cal State Fullerton
3	122.0	251	83	259	84	23	Rice
4	121.3	270	79	271	79	47	Florida State
5	120.0	195	99	213	105	7	Baylor
6	119.9	187	117	190	117	1	Southern California
7	119.9	215	105	225	108	10	Texas
8	119.5	221	87	237	90	34	Nebraska
9	119.2	206	90	211	91	24	Arizona State
10	118.9	222	104	226	107	15	Louisiana State

Success in the Classroom As Well As On The Field:

ASU has long enjoyed much success on the diamond, and with 18 College World Series appearances, it is known as one of the gems of college baseball. But academics, as well as on-field talent, has shown its true colors in the storied program. Pat Murphy's Sun Devil squads have produced four Academic All-Americans over the past five years (Willie Bloomquist, Mark Ernster, Jeff Phelps, Casey Myers), including Myers being named the Academic All-American for college baseball in 2000 and 2001. The four players honored as First-Team Academic All-Americans is the most by any college baseball program in the nation since 1995. Tuffy Gosewisch, Bryce Kartler and Nick Walsh all earned All-Pac-10 Academic Honorable Mention honors in 2003.

ASU Owns Pac-10 Player of the Year Award:

Since the old Pac-10 North (formerly Washington State, Washington, Oregon State, Portland State) and the Six-Pac joined to form the unified Pac-10 baseball conference in 1999, Arizona State has enjoyed much success with a combined 74-46 record in league play. Even more impressive is that in four of the five years a Sun Devil has won the annual Pac-10 Player of the Year award. Willie Bloomquist won the inaugural award in 1999, while Casey Myers took home the hardware in 2000 and 2001 to become only fourth player in Pac-10 history to win the award twice in a career. Dustin Pedroia shared the Pac-10 Player of the Year award with Stanford senior catcher Ryan Garko. In all, ASU has won 10 Pac-10 Player of the Year Awards dating back to 1978 (Myers (2), Bloomquist, Dustin Pedroia, Jacob Cruz, Paul Lo Duca, Linty Ingram, Oddibe McDowell, Alvin Davis, Mike Soddors) and two Pac-10 Pitchers of the Year (Noah Peery and Marc Barcelo).

Kings of the Draft:

Over the course of the last 10 years, no college baseball team even comes close to Arizona State for producing players for the annual major league draft. ASU has had 81 total players drafted dating back to 1994, including a modern record of 12 last year. Since the inception of the draft in 1965, ASU also leads all schools with 324 total draft picks and a record 21 first-round picks. Here is a look at the top colleges for producing players for the MLB draft in the last 10 years (1994-2003):

Arizona State	81
Miami (Fla.)	74
Cal State Fullerton	72
Long Beach State	66
Stanford	64
LSU	63
Texas A&M	63
USC	62
Rice	61
Wichita State	58



Sun Devil Baseball 2004

Sun Devil Player Updates

Quentin Andes, RHP

21

SEASON/CAREER HIGHLIGHTS:

Has appeared in 15 games, all coming in relief... is 3-1 with two saves on the year... coming off strong outing against New Mexico State (5/4) in which he struck out four in 1.2 innings... earned the save against Florida State (2/8) with four strikeouts in 2.1 innings in his ASU debut... picked up first career win while giving up one hit in 0.2 innings against East Carolina (3/5)... picked up two wins in the series sweep over the nationally ranked ECU Pirates... a native of Albuquerque, N.M., Andes was drafted in the 34th round by the Minnesota Twins.

Year	ERA	W-L	App	GS	CG	SHO/CBO	SV	IP	H	R	ER	BB	SO
2004....	5.23	3-1	15	0	0	0/0	2	20.2	22	13	12	11	21
TOTAL...	5.23	3-1	15	0	0	0/0	2	20.2	22	13	12	11	21

Josh Asanovich, INF

15

SEASON/CAREER HIGHLIGHTS:

Has appeared in 36 games this season, making 28 starts... ranks 10th in the Pac-10 in hitting (.367), fifth in on-base percentage (.477) and fourth with five sacrifice flies... has made 14 starts at second base, 11 starts at third base and three at designated hitter... currently ASU's second-leading hitter at .367 (36-for-98) with 30 runs, seven doubles, one triple, three home runs and 24 RBI... has recorded nine multi-hit games and six multi-RBI contests... especially hot over his last 11 games, going 14-for-30 (.467) with 15 runs and 12 RBI... current five-game hitting streak (10-for-15, .667)... season-high six-game hitting streak (4/3-4/16) in which he was 10-for-20 (.500)... has raised his season batting average 111 points from Mar. 17, going 26-for-59 (.441) in the last 21 games... went 2-for-2 with season-high four RBI and four runs scored against UConn (2/29)... hit a three-run home run against California (3/21) for first longball as a Sun Devil... went 5-for-7 in two games against nationally ranked Wichita State.

Year	Avg	GP-GS	AB	R	H	2B	3B	HR	RBI	BB	SO	SB-ATT
2004....	.367	36-28	98	30	36	7	1	3	27	16	12	4-6
TOTAL...	.367	36-28	98	30	36	7	1	3	27	16	12	4-6

Erik Averill, LHP

45

SEASON/CAREER HIGHLIGHTS:

Has made 19 appearances with three coming as starts... is 3-2 with a 5.10 ERA... experienced best success out of the bullpen going 3-1 with a 4.30 ERA in 44.0 innings as a reliever... in his last three relief appearances, has given up only two runs in 9.2 innings... helped ASU to a 4-3 win over UCLA with 3.2 perfect innings... his outing against the Bruins included getting his older brother, Brandon, to ground out to shortstop on the first pitch... threw 4.2 perfect innings against nationally ranked Tulane (3/12)... tied season high with four strikeouts against Arizona (4/12) in 3.2 innings... earned the win over Cal State Northridge (2/13) with three strikeouts in 2.2 perfect innings... was a 2003 Freshman All-American after going 8-2 with a 3.66 ERA.

Year	ERA	W-L	App	GS	CG	SHO/CBO	SV	IP	H	R	ER	BB	SO
2003....	3.66	8-2	20	15	0	0/3	0	86.0	87	41	35	19	61
2004....	5.10	3-2	19	3	0	0/0	0	54.2	56	35	31	16	36
TOTAL...	4.22	11-4	39	18	0	0/3	0	140.2	143	76	66	35	97

Josh Blake, LHP

41

SEASON/CAREER HIGHLIGHTS:

Freshman left-hander who has made 10 pitching appearances... is 1-0 with a 6.32 ERA... all 10 appearances have come out of the bullpen... earned the win with three solid innings against Oklahoma State (3/17)... struck out season-high four batters in ASU debut against Florida State (2/8)... also struck out four in 4.1 shutout innings against California (3/20)... gave up one hit in three shutout innings to combine with classmate Pat Cassa on a 7-0 shutout victory over Memphis... cousin of former Wichita State All-American and current Cleveland Indian Casey Blake.

Year	ERA	W-L	App	GS	CG	SHO/CBO	SV	IP	H	R	ER	BB	SO
2004....	6.32	1-0	10	0	0	0/1	1	15.2	20	14	11	12	11
TOTAL...	6.32	1-0	10	0	0	0/1	1	15.2	20	14	11	12	11

Joel Bocchi, C/DH

19

SEASON/CAREER HIGHLIGHTS:

Backup catcher and designated hitter who has played in 25 games and made 14 starts... 13 starts at DH and one at catcher... hitting .302 (16-for-53) with three doubles and 12 RBI... ASU's top pinch-hitter going 4-for-8 (.500) off the bench... went 2-for-4 with two runs and two RBI in 16-7 win over Oklahoma State... also had two hits and two runs scored against Cal State Northridge (2/13)... had a six-game hitting streak from Mar. 12 (Tulane) until Apr. 2 (USC), going 7-for-14 (.500).

Year	Avg	GP-GS	AB	R	H	2B	3B	HR	RBI	BB	SO	SB-ATT
2002....	.214	17-8	28	3	6	1	1	0	3	6	5	0-0
2003....	.318	43-22	85	17	27	7	0	2	21	11	23	1-1
2004....	.302	25-14	53	8	16	3	0	0	12	9	11	0-0
TOTAL...	.295	85-44	166	28	49	11	1	2	36	26	39	1-1

Brett Bordes, LHP

49

SEASON/CAREER HIGHLIGHTS:

Has made 10 pitching appearances and five starts this season... projected to be one of ASU's top starters, but has battled arm soreness and wildness this season... is 2-0 with 6.75 ERA this season... recorded career-high 10 strikeouts in six innings against Arizona (2/24) to pick up the win... also earned the win with four strikeouts in six innings against Washington (3/27)... has struck out 34 and walked 24 in 28.0 IP this season... promising in last two appearances has combined to give up one run and three hits in 4.2 innings.

Year	ERA	W-L	App	GS	CG	SHO/CBO	SV	IP	H	R	ER	BB	SO
2003....	3.21	1-1	27	0	0	0/2	0	28.0	21	12	10	28	27
2004....	6.75	2-0	10	5	0	0/1	1	28.0	28	21	21	24	34
TOTAL...	4.98	3-1	37	5	0	0/3	1	56.0	49	33	31	52	61

Pat Bresnehan, RHP

40

SEASON/CAREER HIGHLIGHTS:

Hard-throwing freshman reliever who leads the team with 20 appearances... is 3-2 with five saves and a 5.26 ERA... currently third in the ASU freshman record books with five saves... started the season on a tear, with a 3-0 record and five saves and a 1.25 ERA after his first 11 appearances... in his last nine games has given up 23 runs, 26 hits and 15 walks in his last 16.0 IP for a 10.69 ERA... recorded season-high seven strikeouts in five innings of relief against Gonzaga (2/16) to earn the win... struck out five in three innings to earn first collegiate save against Arizona (2/24)... had a stretch of 22.0 scoreless innings before being ended against California (3/21)... drafted in the 23rd round by the Kansas City Royals in 2003.

Year	ERA	W-L	App	GS	CG	SHO/CBO	SV	IP	H	R	ER	BB	SO
2004....	5.26	3-2	20	1	0	0/1	5	37.2	38	28	22	25	41
TOTAL...	5.26	3-2	20	1	0	0/1	5	37.2	38	28	22	25	41

Travis Buck, OF

4

SEASON/CAREER HIGHLIGHTS:

One of ASU's top offensive leaders while starting all 45 games this season... has made 44 starts in right field and one in center field... invited to the USA Baseball National Team Trials... hitting .343 (58-for-169) with 12 doubles, eight home runs and leads the team with 49 RBI... ranks ninth in the Pac-10 with 47 runs and third with 49 RBI... in the midst of a career-high eight-game hitting streak (.361, 13-for-36)... has recorded at least one hit in 35 of 45 games and one RBI in 25 games... has 15 multi-hit games this season... also leads the team with 13 multi-RBI performances... became first Sun Devil since Oddibe McDowell in 1984 to earn back-to-back Pac-10 Player of the Week awards (Mar. 2, Mar. 9)... named National Player of the Week after going 10-for-12 (.833) with 13 RBI in three games against UConn... hit a home run in five straight games from Feb. 29-Mar. 12... went 5-for-5 with eight RBI against UConn (2/29)... also went 4-for-5 with four RBI and tied the ASU single-game record with four doubles against UConn (2/28).

Year	Avg	GP-GS	AB	R	H	2B	3B	HR	RBI	BB	SO	SB-ATT
2003....	.326	66-65	239	59	78	13	3	4	46	35	28	12-14
2004....	.343	45-45	169	47	58	12	0	8	49	37	28	8-10
TOTAL...	.333	111-110	408	106	136	25	3	12	95	72	56	20-24



Sun Devil Baseball 2004

Sun Devil Player Updates

Nick Cadena, DH/OF

16

SEASON/CAREER HIGHLIGHTS:

Redshirt sophomore who is hitting .234 with two home runs and 10 RBI this season... struggling as of late with only one hit in his last 15 at-bats (.067)... went 3-for-3 with two runs scored off the bench against Connecticut (2/27)... hit first home run of the season against California (3/20)... hit game-tying home run in seventh inning against Washington (3/28)... has made 10 starts this season, with nine coming at DH and one in right field... went 5-for-11 (.455) during season-high three-game hitting streak (3/28-4/4).

Year	Avg	GP-GS	AB	R	H	2B	3B	HR	RBI	BB	SO	SB-ATT
2002....	.239	38-19	92	14	22	2	0	6	28	6	23	1-1
2003....	.429	5-0	7	2	3	1	0	0	1	2	1	0-0
2004....	.234	30-10	64	8	15	2	0	2	10	2	14	1-1
TOTAL...	.245	73-29	163	24	40	5	0	8	39	10	38	2-2

Pat Cassa, LHP

26

SEASON/CAREER HIGHLIGHTS:

Crafty left-hander who is 2-1 with one save and a 5.50 ERA this season... coming off solid outing against New Mexico State (5/4) in which he got a strikeout and a double play after inheriting a pair of runners with no outs... has made 17 pitching appearances with four starts... has career-high nine strikeouts and gave up only one hit in six innings to pick up win over Memphis (2/21)... didn't give up an earned run and struck out four in 4.1 innings in start against Oklahoma State (3/16).

Year	ERA	W-L	App	GS	CG	SHO/CBO	SV	IP	H	R	ER	BB	SO
2004....	5.50	2-1	17	4	0	0/1	1	37.2	37	28	23	18	32
TOTAL...	5.50	2-1	17	4	0	0/1	1	37.2	37	28	23	18	32

Chris Cook, 1B

32

SEASON/CAREER HIGHLIGHTS:

Backup first baseman who has played in 31 games and made 14 starts... hitting .324 with six doubles, three home runs and 11 RBI... hitting .370 (10-for-27) with 10 runs scored in Pac-10 play... one of ASU's top pinch-hitters going 4-for-12 (.333) off the bench... hitting .267 in games started and .435 (10-for-23) when he comes off the bench... went 4-for-4 with four RBI, two doubles and a home run against Connecticut (2/27)... has recorded six multi-hit games... scored season-high three runs against Washington State (4/23)... a junior college transfer from Mesa CC where he was a third-team All-American in 2003.

Year	Avg	GP-GS	AB	R	H	2B	3B	HR	RBI	BB	SO	SB-ATT
2004....	.324	31-14	68	17	22	6	0	3	11	6	24	1-1
TOTAL...	.324	31-14	68	17	22	6	0	3	11	6	24	1-1

Colin Curtis, CF

9

SEASON/CAREER HIGHLIGHTS:

Freshman center fielder who has started 44 of ASU's 45 games... named a midseason Freshman All-American by *Baseball America*... hitting .309 (47-for-152) with 10 doubles, five home runs and 31 RBI... current four-game hitting streak (7-for-16, .438) after going 3-for-7 against NMSU... went 2-for-4 with season-high five RBI and a three-run home run against New Mexico State (5/3)... the home run ended a 29-game homerless streak... has recorded at least one hit in 31 of 44 games and has 13 multi-hit contests... went 3-for-5 with three runs and four RBI against Florida State (2/7)... hit a game-tying two-run double in the ninth inning and scored the game-winning run in ASU's 10-9 come-from-behind victory over FSU... went 3-for-5 with a pair of doubles against California (3/21)... hit opposite field home runs in back-to-back games against Connecticut (2/27-28)... hit .393 (11-for-28) during his season-high nine-game hitting streak earlier in the year (2/15-2/29)... high school All-American from the state of Washington... is a cancer survivor.

Year	Avg	GP-GS	AB	R	H	2B	3B	HR	RBI	BB	SO	SB-ATT
2004....	.309	44-44	152	32	47	10	0	5	31	29	29	8-10
TOTAL...	.309	44-44	152	32	47	10	0	5	31	29	29	8-10

Seth Dhaenens, 3B

6

SEASON/CAREER HIGHLIGHTS:

Redshirt freshman infielder who is used primarily as a defensive specialist... hitting .250 (19-for-76) with 22 runs scored and five RBI... has drawn 21 walks this season, including five games with two or more walks... has made 23 starts (all at third base) and has appeared in 36 games... first career hit was a run-scoring double against Lamar (2/20)... has recorded five multi-hit games, including back-to-back two-hit contests against Oral Roberts (4/8-9)... hit .280 (7-for-25) during a season-high six-game hitting streak (3/13-3/20).

Year	Avg	GP-GS	AB	R	H	2B	3B	HR	RBI	BB	SO	SB-ATT
2004....	.250	36-23	76	22	19	2	0	0	5	21	17	2-6
TOTAL...	.250	36-23	76	22	19	2	0	0	5	21	17	2-6

Tuffy Gosewisch, C

39

SEASON/CAREER HIGHLIGHTS:

Johnny Bench Catcher of the Year candidate... hitting .355 (54-for-152) with two home runs and 38 RBI... also has 12 doubles and has recorded 17 multi-hit games... played in all 45 games and made 44 starts behind the dish... calls his own pitches... current five-game hitting streak (7-for-16, .438)... leads the Sun Devils with seven game-winning RBI... hitting .380 (19-for-50) with runners in scoring position and .643 (9-for-14) with the bases loaded... an academic standout with a 3.31 GPA as a marketing major... had the game-winning two-run double with two outs in the ninth inning on opening night against Florida State (2/6)... went 3-for-3 with two RBI against East Carolina (3/7)... had a bases clearing three-run double that proved to be the game-winning against USC ace Ian Kennedy (4/2)... went 2-for-2 with two RBI and two runs in series opening win over UCLA (4/16)... had three-run double against Washington State (4/23)... notched career-high four RBI while going 2-for-3 with three runs scored against New Mexico State (5/3)... has three separate six-game hitting streaks this season.

Year	Avg	GP-GS	AB	R	H	2B	3B	HR	RBI	BB	SO	SB-ATT
2002....	.128	30-12	39	6	5	0	0	0	2	4	12	0-0
2003....	.340	59-45	144	41	49	9	0	2	41	22	19	2-2
2004....	.355	45-44	152	31	54	12	0	2	38	27	26	0-1
TOTAL...	.322	134-101	335	78	108	21	0	4	81	53	57	2-3

Jeff Larish, OF

11

SEASON/CAREER HIGHLIGHTS:

Junior All-American who is coming around after a slow start... hampered by a wrist injury earlier in the season... rated as the No. 10 college draft prospect by *Baseball America*... current 11-game hitting streak to raise his season average to .302 (54-for-179)... hitting .388 (19-for-49) with 11 RBI during current hitting streak... has recorded a multi-hit game in six of the last eight games... ranks third in the Pac-10 with 16 doubles... started 43 of 45 games this season, all coming in left field... currently playing his third position in three years at ASU (3B in 2002, 1B in 2003)... has three home runs, including an estimated 480-foot blast at Wichita State... has recorded 15 multi-hit games and 11 multi-RBI games this season... season high four hits (4-for-6) against New Mexico State (5/3)... went 3-for-6 with four RBI against Oklahoma State (3/17)... went 2-for-4 with three RBI and home run against Tulane (3/13)... a career .338 hitter (183-for-541) with 24 home runs... named a first-team preseason All-American for 2004 and one of the top prospects for the 2004 MLB Draft... had a remarkable sophomore season in 2003, hitting .372 with 18 doubles and 18 home runs while walking 78 times... only second Sun Devil to ever join the 70-70 (RBI-BB) club... led Team USA with eight home runs over the summer while winning a Silver Medal in the Pan Am Games... drafted in the 32nd round by the Chicago Cubs in 2001.

Year	Avg	GP-GS	AB	R	H	2B	3B	HR	RBI	BB	SO	SB-ATT
2002....	.328	34-33	128	31	42	4	3	3	24	29	19	0-1
2003....	.372	65-64	234	80	87	18	2	18	95	78	42	3-5
2004....	.302	43-43	179	31	54	16	0	3	37	27	41	3-7
TOTAL...	.338	142-140	541	142	183	38	5	24	156	134	102	6-13



Sun Devil Baseball 2004

Sun Devil Player Updates

Ty Marotz, RHP

47

SEASON/CAREER HIGHLIGHTS:

Junior right-handed pitcher who has been solid out of the bullpen... is 0-0 with a 4.76 ERA in 13 appearances this season... most effective out of the bullpen with a team-leading 3.60 ERA as a reliever in 15.0 IP... has allowed only three of 19 inherited runners score this season... has inherited the bases loaded four times this season and allowed only one run to score... has made two starts, but lasted only a combined two innings... struck out season-high four batters in 2.1 innings of relief against Oral Roberts (4/10)... a junior college transfer from Mesa Community College.

Year	ERA	W-L	App	GS	CG	SHO/CBO	SV	IP	H	R	ER	BB	SO
2004....	4.76	0-0	13	2	0	0/1	0	17.0	15	11	9	10	18
TOTAL...	4.76	0-0	13	2	0	0/1	0	17.0	15	11	9	10	18

Ryan McKenna, OF

17

SEASON/CAREER HIGHLIGHTS:

Backup outfielder who is hitting .240 (6-for-26) while appearing in 22 games... has made three starts, all coming at designated hitter... hit ASU's first triple of the season against UConn (2/27)... went 2-for-3 with two runs and three RBI against the Huskies in that game... 1-for-1 with a run-scoring single against Arizona (4/12) off the bench... also went 1-for-1 with run scored in 19-2 win over New Mexico State (5/3)... graduates this weekend with a degree in interdisciplinary studies.

Year	Avg	GP-GS	AB	R	H	2B	3B	HR	RBI	BB	SO	SB-ATT
2001....	.286	30-10	49	13	14	1	0	0	8	11	9	2-3
2002....	.265	39-20	83	15	22	3	1	1	15	14	18	2-3
2004....	.240	22-3	25	6	6	1	1	0	4	4	6	0-0
TOTAL...	.268	91-33	157	34	42	5	2	1	27	29	33	4-6

Jeff Mousser, RHP

35

SEASON/CAREER HIGHLIGHTS:

Senior transfer from BYU who is 5-3 with a 3.44 ERA... ranks fifth in the Pac-10 with a 3.44 ERA... also eighth with a .250 opponents batting average... started the season 1-3, but has won his last four decisions... has made 13 starts this season... ASU's opening day starter against Florida State... over his last four starts has allowed 21 hits and six earned runs in the last 26.1 IP (2.05 ERA)... threw a complete-game victory over Washington State (4/23)... gave up one unearned run in 6.1 innings against nationally ranked Wichita State... struck out season-high six against Cal State Northridge (2/13)... threw five hitless innings against Connecticut (2/27) for first victory as a Sun Devil... has gone five or more innings in eight of his 13 starts... getting married in July in Seattle, Wash... Tempe native who prepped at Marcos de Niza HS.

Year	ERA	W-L	App	GS	CG	SHO/CBO	SV	IP	H	R	ER	BB	SO
2001....	6.38	3-0	12	4	0	0/0	0	36.2	47	30	26	11	35
2002....	4.88	9-4	19	12	1	0/0	1	90.1	109	68	49	38	73
2003....	6.40	5-7	16	16	3	1/0	0	95.2	117	77	68	49	38
2004....	3.44	5-3	13	13	1	0/0	0	70.2	63	33	27	28	32
TOTAL...	5.22	22-14	60	45	4	1/0	1	293.1	336	208	170	126	178

Played 2001-03 at BYU

Dustin Pedroia, SS

2

SEASON/CAREER HIGHLIGHTS:

National Player of the Year candidate... preseason All-American and Midseason Junior of the Year (Baseball America)... Golden Spikes Award Watch List... rated as the No. 28 college prospect by *Baseball America* for the 2004 draft... leads the Pac-10 hitting .412 (77-for-187)... has 22 doubles, eight home runs and five stolen bases... leads the Pac-10 in hitting (.412), doubles (22), runs scored (60), hits (77), on-base percentage (.511) and is third with a .658 slugging percentage... ranks fourth in the NCAA with 0.49 doubles per game and seventh with 1.33 runs per game... has recorded 23 multi-hit games this season and 91 in his career... has recorded two hitting streaks of 10 or more games this season and seven in his career... eight three-hit games and four, four-hit contests... has at least one hit in 38 of 45 games... has started all 45 games at shortstop this season... has never missed a game during his ASU career (171 games)... went 3-for-5 with two home runs against Wichita State (4/27)... went 4-for-4 with three runs and career-high five RBI against Tulane (3/13)... has hit two leadoff home runs this season and three in his career... has made only eight errors for a .965 fielding percentage and has helped turn 36 double plays... a career .388 (279-for-720) hitter to rank tied for sixth in the ASU career record books... also fifth with 279 career hits and ninth with 720 career at-bats... has 69 career doubles to rank fourth after setting the ASU and Pac-10 single-season record with 34 doubles last season... two-year starter at shortstop for the USA Baseball National Team... the 2003 National Defensive Player of the Year as selected by *Collegiate Baseball*... 2003 Pac-10 co-Player of the Year.

Year	Avg	GP-GS	AB	R	H	2B	3B	HR	RBI	BB	SO	SB-ATT
2002....	.347	58-58	236	51	82	13	2	1	45	24	19	5-9
2003....	.404	68-68	297	83	120	34	3	4	52	36	13	3-7
2004....	.412	45-45	187	60	77	22	0	8	41	35	10	5-10
TOTAL...	.388	171-171	720	194	279	69	5	13	138	95	42	13-26

Joe Persichina, INF

10

SEASON/CAREER HIGHLIGHTS:

Freshman infielder who can play all four infield positions... has played in 43 games and made 34 starts... 29 starts at first base and five at second base... sixth on the team hitting .331 (39-for-118) with five doubles, one triple, one home run and 19 RBI... has recorded at least one hit in 24 of 40 games with an official at-bat... career-high four hits going 4-for-5 with two runs scored against Washington State (4/23)... went 1-for-3 with three-run triple against Oral Roberts (4/8)... hit first career home run against Memphis (2/21)... went 3-for-4 with game-winning single with two outs in the bottom of the ninth inning in 10-9 victory over Florida State (2/7)... has recorded 10 multi-hit games and three multi-RBI games... has three separate three-game hitting streaks this season.

Year	Avg	GP-GS	AB	R	H	2B	3B	HR	RBI	BB	SO	SB-ATT
2004....	.331	43-34	118	23	39	5	1	1	19	17	13	3-4
TOTAL...	.331	43-34	118	23	39	5	1	1	19	17	13	3-4

Jason Urquidez, RHP

34

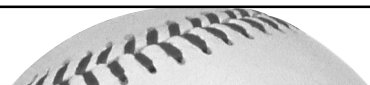
SEASON/CAREER HIGHLIGHTS:

Ace of the Sun Devil pitching staff going 9-2 with a 3.15 ERA... tied for the Pac-10 lead with nine wins and ranks 12th in the NCAA... has made 15 pitching appearances, with 13 starts... has a 2.88 ERA as a starter... named to the Clemens Award (National Pitcher of the Year) Watch List... third in the league with a 3.15 ERA and eighth with a 68 strikeouts... has gone five or more innings in nine of his 13 starts... earned Pac-10 and National Pitcher of the Week honors after throwing a complete-game, three-hitter against No. 1 and defending national champion Rice (2/22)... struck out seven and walked only two and gave up only one run against the Owls... struck out season-high nine batters in ASU debut against Florida State (2/8)... a junior college transfer from Central Arizona College... named a JC All-American in 2003 and was 19-5 in his JC career... helped CAC win the 2002 JUCO World Series and was named to the all-tournament team.

Year	ERA	W-L	App	GS	CG	SHO/CBO	SV	IP	H	R	ER	BB	SO
2004....	3.15	9-2	15	13	1	0/1	0	74.1	66	29	26	36	68
TOTAL...	3.15	9-2	15	13	1	0/1	0	74.1	66	29	26	36	68



Sun Devil Baseball 2004



Sun Devil Player Updates

Nick Walsh, 2B

20

SEASON/CAREER HIGHLIGHTS:

Fifth-year senior who is a true utility player... has played in 38 games and made 31 starts... made 26 starts at second base, one at first base and four at designated hitter... hitting .342 (38-for-111) with six doubles and 20 RBI... ASU's leading hitter in Pac-10 play at .409 (18-for-44) with 12 runs scored... ranks fifth in the Pac-10 in batting average in league games... has recorded 10 multi-hit games and has at least one hit in 22 of his 31 starts... went 10-for-14 (.714) during a three-game stretch against USC and Oral Roberts... went 4-for-5 with three runs against USC (4/2)... had four straight two-hit games against Oral Roberts, Arizona and UCLA... hit a game-tying two-run double against UCLA (4/17) in ASU's 4-3 win... tied a career-high with an eight-game hitting streak from 4/9 (ORU) to 4/25 (WSU)... went 12-for-30 (.400) during the streak... a career .306 hitter with 18 doubles and 91 walks... hit .410 in Pac-10 play in 2003 (25-for-61) and is a career .343 hitter in Pac-10 play... graduated in December with a degree in Sociology.

Year	Avg	GP-GS	AB	R	H	2B	3B	HR	RBI	BB	SO	SB-ATT
2001....	.264	44-21	91	26	24	3	0	1	15	31	9	2-5
2002....	.219	41-14	64	19	14	2	0	0	9	20	12	4-5
2003....	.353	56-26	119	37	42	7	1	0	23	22	14	3-5
2004....	.342	38-31	111	24	38	6	0	0	20	18	7	5-9
TOTAL...	.306	179-92	385	106	118	18	1	1	67	91	42	14-24

Travis Webb, LHP

50

SEASON/CAREER HIGHLIGHTS:

Freshman left-handed pitcher who is 0-0 with a 8.10 ERA in seven appearances this year... struck out a batter in his first outing as a Sun Devil against Utah (2/14)... came in and got a key out against nationally ranked Tulane (3/14) to preserve a 5-1 victory... threw a scoreless inning against Oklahoma State (3/17)... a native of Spokane, Wash.... father and uncle played baseball at Washington State University... uncle is former NBA guard Craig Ehlo.

Year	ERA	W-L	App	GS	CG	SHO/CBO	SV	IP	H	R	ER	BB	SO
2004....	8.10	0-0	7	0	0	0/1	0	3.1	8	10	3	7	3
TOTAL...	8.10	0-0	7	0	0	0/1	0	3.1	8	10	3	7	3

Zechry Zinicola, RHP/DH/1B

37

SEASON/CAREER HIGHLIGHTS:

A two-way player for the Sun Devils who starts at designated hitter and has moved into the closer role on the mound... has also started the last two games at first base... raw power at the plate and has a 95 mph fastball on the mound... is 4-2 with four saves and a 3.61 ERA on the mound... has made 18 pitching appearances with four starts... is 1-0 with a 3.38 ERA as a starter... is 3-2 with four saves and a 3.76 ERA out of the bullpen... currently tied for third in the ASU freshman record books with four saves... earned a pair of saves in ASU's two-game sweep of No. 7 Wichita State... over his last nine outings has gone 2-1 with three saves and given up only two runs in 16.0 innings (1.13 ERA) while striking out 17 batters... at the plate is hitting .281 (18-for-64) while making 20 starts (18 DH, 2 1B)... ASU's first true two-way player since Richy Leon in 1998... hit a game-winning three-run home run in the bottom of the eighth inning against East Carolina (3/5)... had the game-winning sacrifice fly and earned the win on the mound against UCLA (4/17)... matched that feat a week later against Washington State (4/24)... went 2-for-4 with four runs scored and two doubles against New Mexico State (5/3).

Year	Avg	GP-GS	AB	R	H	2B	3B	HR	RBI	BB	SO	SB-ATT
2004....	.281	34-20	64	15	18	5	0	2	19	10	19	0-0
TOTAL...	.281	34-20	64	15	18	5	0	2	19	10	19	0-0

Year	ERA	W-L	App	GS	CG	SHO/CBO	SV	IP	H	R	ER	BB	SO
2004....	3.61	4-2	18	4	0	0/0	4	42.1	41	19	17	11	41
TOTAL...	3.61	4-2	18	4	0	0/0	4	42.1	41	19	17	11	41



Sun Devil Baseball 2004

2004 Arizona State Baseball Game-by-Game Results

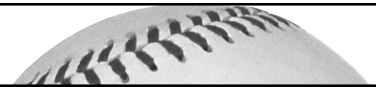
(32-13 Overall, 7-8 Pac-10, 22-9 Home, 7-2 Away, 3-2 Neutral, 13-3 Ranked Opponents)

Date	Opponent	W-L	Score	Att.	ASU Pitcher	Opp. Pitcher	Record	Notes
2/6	Florida State (#18)	W	2-1	3,078	Zinicola (1-0)	Lynch (1-1)	1-0	Gosewisch 2-out, 2-run double in B-9 wins game.
2/7	Florida State (#18)	W	10-9	3,220	Bresnehan (1-0)	Lynch (1-2)	2-0	Curtis 3x5, 4 RBI, HR. Devils score 3 in B-9.
2/8	Florida State (#18)	W	12-6	3,386	Urquidez (1-0)	Sauls (0-1)	3-0	Buck 3x3, 4 RBI Urquidez 9 K's in 5.0 IP.
2/13	vs. CS Northridge^	W	13-3	868	Averill (1-0)	Hochgesang (0-1)	4-0	Pedroia 3x4, 2 2B. Curtis 3x4, 3 R.
2/14	vs. Utah^	W	11-0	813	Urquidez (2-0)	Mackay (0-1)	5-0	Pedroia 3x4, 3 R, 2 RBI Urquidez 7 K's in 6.0 IP.
2/15	vs. Oklahoma^	L	0-6	1,370	Cassa (0-1)	Purcey (1-0)	5-1	NCAA record 506 game scoring streak ends!
2/16	Gonzaga	W	10-3	2,172	Bresnehan (2-0)	Monroe (0-1)	6-1	Pedroia 4-for-5, 3 2B. Bresnehan 7 K's in 5.0 IP.
2/20	vs. Lamar#	L	4-5	3,108	Zinicola (1-1)	Stutes (2-0)	6-2	Pedroia 3x5, HR. Lamar scores two in eighth.
2/21	vs. Memphis#	W	7-0	3,405	Cassa (1-1)	Hankins (0-1)	7-2	Cassa 9 K's, 1 H in 6.0 IP. Pedroia 3x4, 2 RBI
2/22	at Rice# (#1)	W	3-1	3,604	Urquidez (3-0)	Niemann (0-1)	8-2	Urquidez 7 K's, 3 H in complete-game effort.
2/24	Arizona (#16)	W	4-0	2,748	Bordes (1-0)	Guyette (1-2)	9-2	Bordes 10 K's in 6.0 IP. Pedroia 3x4, 2 2B.
2/27	UConn	W	18-2	2,163	Mousser (1-0)	Hourigan (0-1)	10-2	Mousser 0 H, 5.0 IP. Cook 4x4, 2 2B, HR, 4 RBI
2/28	UConn	W	16-5	2,385	Bresnehan (3-0)	James (0-1)	11-2	Buck 4x5, 4 2B, 4 RBI Pedroia hits grand slam.
2/29	UConn	W	18-11	2,400	Urquidez (4-0)	Tucci (0-1)	12-2	Buck 5x5, 8 RBI, HR. Asanovich 2x2, 4 R, 4 RBI
3/5	East Carolina (#18)	W	7-6	2,552	Andes (1-0)	Flye (1-1)	13-2	Zinicola 2-run HR in eighth caps comeback.
3/6	East Carolina (#18)	W	6-4	2,567	Urquidez (5-0)	Harrell (2-1)	14-2	Buck GW HR in 7th. Urquidez 4 K in 7.0 IP.
3/7	East Carolina (#18)	W	7-5	2,842	Andes (2-0)	Brooks (1-1)	15-2	Buck hits HR in 4th straight. Walsh 2x3, 3 RBI
3/12	Tulane (#11)	L	3-5	2,827	Mousser (1-1)	Mohl (4-0)	15-3	Buck HR in fifth straight, but ASU only 4 H.
3/13	Tulane (#11)	W	11-3	2,650	Urquidez (6-0)	Crowel (3-1)	16-3	Pedroia 4x4, 5 RBI, HR. Larish 2x4, 3 RBI, HR.
3/14	Tulane (#11)	W	5-1	3,005	Averill (2-0)	Hahn (3-1)	17-3	Walsh 2x3, 2 RBI Bordes 6 K's in 4.1 IP.
3/16	Oklahoma State	W	3-2	3,253	Andes (3-0)	Rew (3-1)	18-3	Cassa, Andes, Bresnehan limit OSU to 2 UE runs.
3/17	Oklahoma State	W	16-6	3,024	Blake (1-0)	Grogan (4-1)	19-3	Larish 3x6, 2 2B, 4 RBI 11 players with hits.
3/19	Califomia*	L	7-9	2,766	Andes (3-1)	Johnson (1-0)	19-4	Pedroia 4x5, 2B, RBI Zinicola 2x5, 2 RBI
3/20	Califomia*	L	8-20	2,314	Urquidez (6-1)	Read (1-0)	19-5	ASU ties school record giving up 13 runs in 5th.
3/21	Califomia	W	8-4	2,735	Zinicola (2-1)	Crist (2-4)	20-5	Zinicola 7.0 IP with 5 K's. Asanovich 3-run HR.
3/26	Washington*	L	1-11	3,336	Urquidez (6-2)	Lincecum (3-0)	20-6	ASU gives up 3 HR and score only one run in loss.
3/27	Washington*	W	9-4	2,588	Bordes (2-0)	Everitt (3-2)	21-6	Walsh 2x4, 2 RBI Pedroia solo HR.
3/28	Washington*	L	6-8	2,761	Bresnehan (3-1)	Fenton (3-2)	21-7	Pedroia 3x6, 2 RBI ASU gives up 6 in last 3 inn.
4/2	USC*	W	10-3	2,687	Urquidez (7-2)	Kennedy (4-1)	22-7	Urquidez 7 K's in 8.1 IP. Walsh 4x5, 2 R.
4/3	USC*	L	5-14	2,692	Averill (2-1)	Wentworth (2-2)	22-8	USC scores 11 unanswered runs with two outs.
4/4	USC*	L	3-10	2,681	Mousser (1-2)	Butler (3-1)	22-9	Devils lose third straight Pac-10 series.
4/8	Oral Roberts (#24)	L	7-9	2,231	Bresnehan (3-2)	Bigley (6-1)	22-10	Bullpen gives up seven runs in last two innings.
4/9	Oral Roberts (#24)	W	5-1	2,334	Urquidez (8-2)	Recio (0-1)	23-10	Urquidez 6 K's, 5 H in 7.0 IP. Gosewisch 2-R HR.
4/10	Oral Roberts (#24)	L	5-6	2,157	Mousser (1-3)	Sorrow (5-1)	23-11	Asanovich 3-for-3, 2B, 3B. Devils score 2 in ninth.
4/12	Arizona	W	9-5	2,308	Cassa (2-1)	Mills (0-1)	24-11	Pedroia 3-for-5, 2B. Cassa/Zinicola 8 K's in 3.1 IP.
4/16	at UCLA*	W	12-4	450	Mousser (2-3)	Beck (2-3)	25-11	Pedroia 4-for-5. Mousser 5 H, 1 R in 7.0 IP.
4/17	at UCLA*	W	4-3	568	Zinicola (3-1)	Rustich (3-1)	26-11	Averill and Zinicola retire last 15 batters in win.
4/18	at UCLA*	L	10-11	657	Zinicola (3-2)	Brophy (4-0)	26-12	Buck 2x4, but Devils comeback stalls in ninth.
4/23	at Wash. State*	W	17-5	703	Mousser (3-3)	MacKenzie (5-4)	27-12	Persichina 4x5. Mousser CG Pedroia 2x4, HR.
4/24	at Wash. State*	W	5-3	882	Zinicola (4-2)	Daman Jr. (2-3)	28-12	Zinicola GW sac fly, win on mound 2.2 IP, 0 R.
4/25	at Wash. State*	L	4-8	843	Averill (2-2)	Alwert (4-1)	28-13	Asanovich 3x5. WSU scores five in sixth inning.
4/27	at Wichita State (#7)	W	10-9	4,521	Averill (3-2)	Banick (2-3)	29-13	Pedroia 3x5, 2B, 2 HR. ASU trailed 7-1 in 2nd.
4/28	at Wichita State (#7)	W	4-3	4,370	Mousser (4-3)	Pelfrey (6-1)	30-13	Mousser 2 H, 1 UER in 6.1 IP. Pedroia 2x5, RBI
5/3	New Mexico State	W	19-2	2,190	Urquidez (9-1)	Pilon (0-1)	31-13	Urquidez 2 H, 1 R, 5.0 IP. Larish 4x6, 3 R, RBI
5/4	New Mexico State	W	6-2	2,177	Mousser (5-3)	Cobb (1-1)	32-13	Devils turn four DP's in win. Gosewisch 2R 2B.
5/14	Oregon State*	7 p.m.						
5/15	Oregon State*	7 p.m.						
5/16	Oregon State*	1 p.m.						
5/18	at New Mexico\$	7 p.m.						
5/19	at New Mexico St.	6 p.m.						
5/21	at Arizona*	7 p.m.						
5/22	at Arizona*	7 p.m.						
5/23	at Arizona*	1 p.m.						
5/28	at Stanford*	6 p.m.						
5/29	at Stanford*	1 p.m.						
5/30	at Stanford*	1 p.m.						

* Pac-10 Game, ^ Coca-Cola Spring Training College Baseball Classic (Surprise, Ariz.)
Coca-Cola Rice Baseball Classic, \$ Played at Isotopes Ballpark



Sun Devil Baseball 2004



Arizona State Sun Devil Baseball Overall Statistics

Record: 32-13 Home: 22-9 Away: 7-2 Neutral: 3-2 Pac-10: 7-8

Player	AVG	GP-GS	AB	R	H	2B	3B	HR	RBI	TB	SLG%	BB	HBP	SO	GDP	OB%	SF	SH	SB-ATT	PO	A	E	FLD%
2 Dustin Pedroia...	.412	45-45	187	60	77	22	0	8	41	123	.658	35	5	10	7	.511	2	1	5-10	73	146	8	.965
15 Josh Asanovich...	.367	36-28	98	30	36	7	1	3	27	54	.551	16	9	12	1	.477	5	2	4-6	40	53	6	.939
39 Tuffy Gosewisch...	.355	45-44	152	31	54	12	0	2	38	72	.474	27	2	26	2	.454	2	6	0-1	309	34	6	.983
4 Travis Buck.....	.343	45-45	169	47	58	12	0	8	49	94	.556	37	8	28	4	.475	3	3	8-10	88	5	1	.989
20 Nick Walsh.....	.342	38-31	111	24	38	6	0	0	20	44	.396	18	5	7	1	.449	2	6	5-9	64	58	4	.968
10 Joe Persichina...	.331	43-34	118	23	39	5	1	1	19	49	.415	17	5	13	1	.430	2	2	3-4	246	35	3	.989
32 Chris Cook.....	.324	31-14	68	17	22	6	0	3	11	37	.544	6	2	24	2	.395	0	1	1-1	119	5	2	.984
9 Colin Curtis.....	.309	44-44	152	32	47	10	0	5	31	72	.474	29	5	29	7	.433	1	0	8-10	89	0	1	.989
19 Joel Bocchi.....	.302	25-14	53	8	16	3	0	0	12	19	.358	9	9	11	2	.472	1	1	0-0	23	1	0	1.000
11 Jeff Larish.....	.302	43-43	179	31	54	16	0	3	37	79	.441	27	0	41	1	.389	2	0	3-7	66	2	0	1.000
37 Zechry Zinicola..	.281	22-16	64	15	18	5	0	2	19	29	.453	10	1	19	1	.372	3	0	0-0	18	7	1	.962
6 Seth Dhaenens....	.250	36-23	76	22	19	2	0	0	5	21	.276	21	0	17	4	.412	0	4	2-6	27	43	5	.933
16 Nick Cadena.....	.234	30-10	64	8	15	2	0	2	10	23	.359	2	1	14	2	.265	1	0	1-1	5	0	1	.833

17 Ryan McKenna.....	.240	22-3	25	6	6	1	1	0	4	9	.360	4	0	6	0	.345	0	3	0-0	5	0	0	1.000
60 Garrett Schoenber	.000	7-0	5	0	0	0	0	0	0	0	.000	0	0	1	0	.000	0	0	0-0	10	0	0	1.000
26 Pat Cassa.....	.000	3-0	1	0	0	0	0	0	0	0	.000	0	0	0	0	.000	0	0	0-0	4	9	3	.813
50 Travis Webb.....	.000	1-0	1	0	0	0	0	0	0	0	.000	0	0	1	0	.000	0	0	0-0	1	1	1	.667
51 Joe Cosentino....	.000	1-0	1	0	0	0	0	0	0	0	.000	0	0	0	0	.000	0	0	0-0	0	0	0	.000
49 Brett Bordes.....	.000	1-0	0	1	0	0	0	0	0	0	.000	0	0	0	0	.000	0	0	0-0	1	5	0	1.000
Totals.....	.325	45-45	1558	360	506	110	3	37	327	733	.470	263	53	269	38	.433	24	29	40-66	1206	465	50	.971
Opponents.....	.260	45-45	1515	241	394	57	9	33	222	568	.375	198	37	337	46	.356	15	29	37-52	1144	480	69	.959

LOB - Team (423), Opp (348). DP's turned - Team (54), Opp (48). TP's turned - Team (1). CI - Team (1), Gosewisch 1. IBB - Team (16), Pedroia 4, Buck 4, Larish 3, Asanovich 2, Persichina 1, Bocchi 1, Gosewisch 1, Opp (2). Picked off - Pedroia 1, Buck 1, Curtis 1, Asanovich 1.

(All games Sorted by Earned run avg)

Player	ERA	W-L	APP	GS	CG	SHO/CBO	SV	IP	H	R	ER	BB	SO	2B	3B	HR	AB	B/Avg	WP	HBP	BK	SFA	SHA
34 Jason Urquidez...	3.15	9-2	15	13	1	0/1	0	74.1	66	29	26	36	68	9	2	8	268	.246	2	5	0	2	4
35 Jeff Mousser.....	3.44	5-3	13	13	1	0/0	0	70.2	63	33	27	28	32	12	2	4	252	.250	1	5	1	6	8
37 Zechry Zinicola..	3.61	4-2	18	4	0	0/0	4	42.1	41	19	17	11	41	5	1	3	159	.258	3	4	1	1	3
45 Erik Averill.....	5.10	3-2	19	3	0	0/0	0	54.2	56	35	31	16	36	6	2	3	211	.265	2	7	3	2	6

47 Ty Marotz.....	4.76	0-0	13	2	0	0/1	0	17.0	15	11	9	10	18	2	0	2	63	.238	1	0	1	2	0
21 Quentin Andes....	5.23	3-1	15	0	0	0/0	2	20.2	22	13	12	11	21	5	0	2	83	.265	1	4	0	0	1
40 Pat Bresnehan....	5.26	3-2	20	1	0	0/1	5	37.2	38	28	22	25	41	9	0	3	139	.273	4	4	1	1	3
26 Pat Cassa.....	5.50	2-1	17	4	0	0/1	1	37.2	37	28	23	18	32	3	2	6	145	.255	0	1	0	0	3
41 Josh Blake.....	6.32	1-0	10	0	0	0/1	1	15.2	20	14	11	12	11	0	0	0	64	.313	1	2	0	1	0
49 Brett Bordes.....	6.75	2-0	10	5	0	0/1	1	28.0	28	21	21	24	34	6	0	2	111	.252	2	4	1	0	1
50 Travis Webb.....	8.10	0-0	7	0	0	0/1	0	3.1	8	10	3	7	3	0	0	0	20	.400	0	1	0	0	0
Totals.....	4.48	32-13	45	45	2	3/3	14	402.0	394	241	200	198	337	57	9	33	1515	.260	17	37	8	15	29
Opponents.....	7.25	13-32	45	45	0	1/1	6	381.1	506	360	307	263	269	110	3	37	1558	.325	33	53	13	24	29

PB - Team (2), Gosewisch 1, Bocchi 1, Opp (5). Pickoffs - Team (3), Urquidez 2, Zinicola 1, Opp (3). SBA/ATT - Gosewisch (31-45), Urquidez (11-18), Bresnehan (8-10), Cassa (3-6), Averill (5-5), Mousser (4-5), Bocchi (5-5), Zinicola (3-4), Bordes (2-3), Schoenberger (1-1), Marotz (1-1).



Sun Devil Baseball 2004



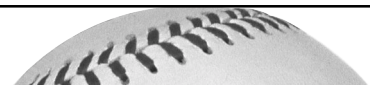
Arizona State Sun Devil Baseball Fielding Statistics

2004 Arizona State Sun Devil Baseball
Overall Statistics for Arizona State (as of May 10, 2004)
(All games Sorted by Fielding pct)

Player	C	PO	A	E	FLD%	DPs	SBA	CSB	SBA%	PB	CI
11 Jeff Larish.....	68	66	2	0	1.000	1	0	0	---	0	0
19 Joel Bocchi.....	24	23	1	0	1.000	0	5	0	1.000	1	0
60 Garrett Schoenber	10	10	0	0	1.000	0	1	0	1.000	0	0
49 Brett Bordes.....	6	1	5	0	1.000	0	2	1	.667	0	0
17 Ryan McKenna.....	5	5	0	0	1.000	0	0	0	---	0	0
40 Pat Bresnehan....	5	1	4	0	1.000	0	8	2	.800	0	0
21 Quentin Andes....	3	0	3	0	1.000	0	0	0	---	0	0
47 Ty Marotz.....	2	0	2	0	1.000	0	1	0	1.000	0	0
10 Joe Persichina...	284	246	35	3	.989	36	0	0	---	0	0
4 Travis Buck.....	94	88	5	1	.989	1	0	0	---	0	0
9 Colin Curtis.....	90	89	0	1	.989	0	0	0	---	0	0
32 Chris Cook.....	126	119	5	2	.984	18	0	0	---	0	0
39 Tuffy Gosewisch..	349	309	34	6	.983	3	31	14	.689	1	1
20 Nick Walsh.....	126	64	58	4	.968	23	0	0	---	0	0
2 Dustin Pedroia...	227	73	146	8	.965	36	0	0	---	0	0
37 Zechry Zinicola..	26	18	7	1	.962	4	3	1	.750	0	0
15 Josh Asanovich...	99	40	53	6	.939	13	0	0	---	0	0
6 Seth Dhaenens....	75	27	43	5	.933	7	0	0	---	0	0
45 Erik Averill.....	14	3	10	1	.929	0	5	0	1.000	0	0
35 Jeff Mousser.....	21	4	15	2	.905	2	4	1	.800	0	0
34 Jason Urquidez...	15	2	11	2	.867	1	11	7	.611	0	0
16 Nick Cadena.....	6	5	0	1	.833	0	0	0	---	0	0
26 Pat Cassa.....	16	4	9	3	.813	0	3	3	.500	0	0
41 Josh Blake.....	4	1	2	1	.750	0	0	0	---	0	0
50 Travis Webb.....	3	1	1	1	.667	0	0	0	---	0	0
51 Joe Cosentino....	0	0	0	0	.000	0	0	0	---	0	0
Totals.....	1721	1206	465	50	.971	54	37	15	.712	2	1
Opponents.....	1693	1144	480	69	.959	48	40	26	.606	5	0



Sun Devil Baseball 2004



Arizona State Sun Devil Baseball Statistics Summary

Inning-by-inning summary:

	1	2	3	4	5	6	7	8	9	Total
	--	--	--	--	--	--	--	--	--	-----
Arizona State	50	35	60	51	48	28	38	38	12	360
Opponents	27	26	17	25	36	37	24	20	29	241

Win-loss summary:

	W	L	T	Pct
	--	--	--	-----
Total	32	13	0	.711
Conference	7	8	0	.467
Non-Conf	25	5	0	.833
Home	22	9	0	.710
Away	7	2	0	.778
Neutral	3	2	0	.600
Day	14	9	0	.609
Night	18	4	0	.818
vs Left	7	5	0	.583
vs Right	25	8	0	.758
1-Run games	7	3	0	.700
2-Run games	3	4	0	.429
5+Run games	14	5	0	.737
Extra inns	0	0	0	.000
Shutouts	3	1	0	.750

General summary:

Current winning streak : 4

Longest winning streak : 9

Longest losing streak : 3

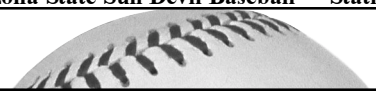
Home attendance : 82238 (31 dates avg = 2652)

Away attendance : 26186 (14 dates avg = 1870)

Total attendance: 108424 (45 dates avg = 2409)



Sun Devil Baseball 2004



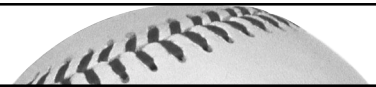
Arizona State Sun Devil Team Game-by-Game – Hitting

Batting (All games)

Date	Opponent	AB	R	H	RBI	2B	3B	HR	BB	IBB	SB	CS	HBP	SAC	SF	GDP	K	PO	A	E	Avg
Feb 06, 2004	Florida State	35	2	7	2	5	0	0	5	1	1	0	0	0	0	0	7	27	10	0	.200
Feb 07, 2004	Florida State	38	10	12	10	2	0	1	3	0	0	0	3	0	1	1	6	27	10	0	.260
Feb 08, 2004	Florida State	35	12	10	12	6	0	0	15	2	3	0	1	0	0	0	5	27	6	1	.269
Feb 13, 2004	vs CS Northridge	37	13	13	9	7	0	0	11	1	1	0	2	1	0	1	5	27	11	3	.290
Feb 14, 2004	vs Utah	34	11	12	9	1	0	0	8	0	1	1	2	0	0	3	8	27	9	0	.302
Feb 15, 2004	vs Oklahoma	30	0	4	0	0	0	0	4	0	0	0	0	0	0	0	8	27	8	1	.278
Feb 16, 2004	Gonzaga	34	10	12	8	4	0	0	4	0	2	0	1	0	1	0	5	27	6	4	.288
Feb 20, 2004	vs Lamar	32	4	9	2	1	0	1	4	0	2	1	4	0	0	3	9	24	10	2	.287
Feb 21, 2004	vs Memphis	33	7	9	6	2	0	2	4	0	1	0	1	1	0	0	9	27	9	0	.286
Feb 22, 2004	at Rice	27	3	5	3	1	0	1	4	0	0	2	1	1	1	1	6	27	9	2	.278
Feb 24, 2004	Arizona	30	4	9	4	2	0	0	9	1	0	2	0	1	0	1	7	27	6	1	.279
Feb 27, 2004	Connecticut	45	18	21	18	3	1	2	6	0	0	0	3	0	0	2	7	27	10	0	.300
Feb 28, 2004	Connecticut	38	16	17	16	6	0	3	11	1	0	0	1	1	0	1	2	27	9	1	.312
Feb 29, 2004	Connecticut	37	18	15	17	2	0	2	10	0	2	0	4	0	0	1	5	27	11	1	.320
Mar 05, 2004	East Carolina	30	7	9	7	0	0	3	3	0	0	0	0	0	0	3	7	27	10	1	.318
Mar 06, 2004	East Carolina	27	6	7	6	2	0	2	5	0	2	1	0	3	1	1	4	27	7	1	.315
Mar 07, 2004	East Carolina	32	7	13	7	3	0	1	10	2	1	1	0	3	1	1	2	27	10	0	.321
Mar 12, 2004	Tulane	31	3	4	3	0	0	1	8	0	0	0	0	1	0	0	4	27	9	2	.311
Mar 13, 2004	Tulane	38	11	13	11	3	0	2	6	0	2	0	0	0	0	1	7	27	10	1	.313
Mar 14, 2004	Tulane	30	5	11	5	2	0	0	3	1	1	1	0	1	2	1	4	27	11	1	.315
Mar 16, 2004	Oklahoma State	33	3	10	3	1	0	0	4	0	0	0	2	0	0	2	7	27	9	2	.314
Mar 17, 2004	Oklahoma State	44	16	19	15	6	0	0	6	0	1	0	0	0	0	1	7	27	13	1	.321
Mar 19, 2004	*California	38	7	11	6	3	0	0	6	0	2	0	1	2	0	0	11	27	15	1	.320
Mar 20, 2004	*California	38	8	13	7	2	0	2	2	0	0	0	1	1	0	0	1	27	11	3	.321
Mar 21, 2004	*California	34	8	10	7	3	0	1	3	1	0	0	2	1	1	0	7	27	11	2	.320
Mar 26, 2004	*Washington	30	1	7	1	1	0	0	3	0	0	1	0	0	1	2	8	27	9	1	.317
Mar 27, 2004	*Washington	33	9	10	6	1	0	1	8	1	0	1	2	1	0	0	2	27	9	0	.316
Mar 28, 2004	*Washington	35	6	10	5	1	0	2	8	0	0	0	3	1	0	2	2	27	8	3	.315
Apr 02, 2004	*USC	38	10	17	9	4	0	0	6	1	3	1	1	1	0	0	9	27	10	0	.320
Apr 03, 2004	*USC	39	5	13	5	2	0	1	6	0	1	0	0	0	0	0	7	27	10	2	.321
Apr 04, 2004	*USC	34	3	8	3	2	0	0	6	0	1	0	0	0	0	1	10	27	10	0	.318
Apr 08, 2004	Oral Roberts	34	7	8	6	2	1	0	5	0	0	1	1	1	0	0	6	27	13	2	.316
Apr 09, 2004	Oral Roberts	30	5	11	4	0	0	1	2	0	0	2	0	0	1	2	3	27	16	0	.317
Apr 10, 2004	Oral Roberts	35	5	12	5	1	1	0	2	0	1	0	3	0	1	2	4	27	11	2	.318
Apr 12, 2004	Arizona	33	9	12	8	3	0	0	8	1	4	1	2	1	1	0	7	27	8	2	.319
Apr 16, 2004	at *UCLA	36	12	14	10	2	0	0	7	0	2	2	2	0	1	1	7	27	10	0	.321
Apr 17, 2004	at *UCLA	36	4	11	4	2	0	0	3	0	0	1	0	0	2	0	7	27	11	0	.321
Apr 18, 2004	at *UCLA	29	10	7	10	4	0	0	10	1	1	2	3	1	3	0	9	24	6	0	.319
Apr 23, 2004	at *Washington State	42	17	17	15	2	0	2	5	0	1	0	1	4	1	0	9	27	14	1	.321
Apr 24, 2004	at *Washington State	35	5	10	5	2	0	1	3	2	2	1	0	0	2	0	4	27	16	0	.321
Apr 25, 2004	at *Washington State	37	4	13	3	3	0	0	3	0	0	2	0	0	0	1	5	24	15	2	.321
Apr 27, 2004	at Wichita State	38	10	14	10	4	0	4	5	0	0	0	1	0	0	2	2	27	14	1	.323
Apr 28, 2004	at Wichita State	37	4	12	3	1	0	0	1	0	0	2	0	1	1	0	11	27	13	1	.323
May 03, 2004	New Mexico State	39	19	18	16	5	0	1	14	0	0	0	4	0	0	1	4	27	9	1	.326
May 04, 2004	New Mexico State	28	6	7	6	1	0	0	4	0	2	0	1	1	2	0	3	27	13	1	.325
Totals		1558	360	506	327	110	3	37	263	16	40	26	53	29	24	38	269	1206	465	50	.325



Sun Devil Baseball 2004



Arizona State Sun Devil Team Game-by-Game -- Pitching

Pitching (All games)

Date	Opponent	IP	H	R	ER	BB	SO	2B	3B	HR	WP	BK	HBP	DP	IBB	Score	W-L	SV	ERA
Feb 06, 2004	Florida State	9.0	4	1	1	2	5	0	0	0	0	0	0	0	0	2-1	1-0	0	1.00
Feb 07, 2004	Florida State	9.0	11	9	9	8	7	2	0	4	0	1	1	1	0	10-9	2-0	0	5.00
Feb 08, 2004	Florida State	9.0	9	6	4	11	17	0	0	0	0	0	0	2	0	12-6	3-0	1	4.67
Feb 13, 2004	vs CS Northridge	9.0	4	3	1	1	9	1	0	0	0	0	2	1	0	13-3	4-0	1	3.75
Feb 14, 2004	vs Utah	9.0	5	0	0	3	11	0	0	0	0	0	0	1	0	11-0	5-0	1	3.00
Feb 15, 2004	vs Oklahoma	9.0	9	6	6	3	7	0	1	1	0	0	0	0	0	0-6	5-1	1	3.50
Feb 16, 2004	Gonzaga	9.0	11	7	5	3	13	2	1	0	0	0	1	0	0	10-7	6-1	2	3.71
Feb 20, 2004	vs Lamar	8.0	9	5	5	2	4	2	0	1	1	0	0	1	0	4-5	6-2	2	3.93
Feb 21, 2004	vs Memphis	9.0	2	0	0	2	9	0	0	0	0	0	0	0	0	7-0	7-2	3	3.49
Feb 22, 2004	at Rice	9.0	3	1	1	2	7	0	0	0	0	0	0	0	0	3-1	8-2	3	3.24
Feb 24, 2004	Arizona	9.0	3	0	0	4	15	0	0	0	0	1	1	1	0	4-0	9-2	4	2.94
Feb 27, 2004	Connecticut	9.0	3	2	2	11	7	1	0	0	0	0	1	3	0	18-2	10-2	4	2.86
Feb 28, 2004	Connecticut	9.0	7	5	1	8	10	3	0	0	1	0	1	1	0	16-5	11-2	4	2.72
Feb 29, 2004	Connecticut	9.0	16	11	10	4	7	2	1	2	1	1	0	1	0	18-11	12-2	4	3.24
Mar 05, 2004	East Carolina	9.0	10	6	6	5	4	2	1	1	1	0	0	0	0	7-6	13-2	5	3.43
Mar 06, 2004	East Carolina	9.0	6	4	3	3	6	0	0	2	0	0	1	1	0	6-4	14-2	6	3.40
Mar 07, 2004	East Carolina	9.0	9	5	5	2	7	0	0	2	0	0	2	0	0	7-5	15-2	7	3.49
Mar 12, 2004	Tulane	9.0	9	5	3	1	7	2	1	0	0	0	0	0	0	3-5	15-3	7	3.47
Mar 13, 2004	Tulane	9.0	8	3	3	6	6	1	1	0	0	0	0	1	0	11-3	16-3	7	3.44
Mar 14, 2004	Tulane	9.0	6	1	1	4	9	0	0	0	0	0	1	1	0	5-1	17-3	8	3.32
Mar 16, 2004	Oklahoma State	9.0	8	2	0	2	7	2	0	0	0	0	0	1	0	3-2	18-3	9	3.16
Mar 17, 2004	Oklahoma State	9.0	12	6	6	4	5	0	0	0	2	1	1	2	0	16-6	19-3	9	3.29
Mar 19, 2004	*California	9.0	13	9	9	3	5	3	0	0	0	2	2	1	0	7-9	19-4	9	3.54
Mar 20, 2004	*California	9.0	19	20	9	11	5	2	0	1	1	0	2	1	0	8-20	19-5	9	3.77
Mar 21, 2004	*California	9.0	12	4	4	1	5	1	0	2	1	0	1	2	0	8-4	20-5	9	3.78
Mar 26, 2004	*Washington	9.0	13	11	9	6	9	4	0	3	0	0	1	0	0	1-11	20-6	9	3.98
Mar 27, 2004	*Washington	9.0	5	4	4	5	9	2	0	0	1	0	2	0	0	9-4	21-6	10	3.98
Mar 28, 2004	*Washington	9.0	8	8	6	2	5	3	0	1	1	0	2	1	0	6-8	21-7	10	4.05
Apr 02, 2004	*USC	9.0	8	3	3	6	7	1	1	0	0	0	0	1	0	10-3	22-7	10	4.02
Apr 03, 2004	*USC	9.0	14	14	13	8	3	1	0	1	0	0	3	1	0	5-14	22-8	10	4.32
Apr 04, 2004	*USC	9.0	15	10	10	1	7	3	0	1	0	1	4	3	1	3-10	22-9	10	4.50
Apr 08, 2004	Oral Roberts	9.0	14	9	5	7	6	0	0	0	2	0	0	1	0	7-9	22-10	10	4.52
Apr 09, 2004	Oral Roberts	9.0	6	1	1	3	8	2	0	0	1	0	1	2	0	5-1	23-10	10	4.41
Apr 10, 2004	Oral Roberts	9.0	11	6	5	5	9	3	0	2	0	0	0	0	0	5-6	23-11	10	4.43
Apr 12, 2004	Arizona	9.0	11	5	5	5	13	2	1	0	1	0	1	1	0	9-5	24-11	11	4.44
Apr 16, 2004	at *UCLA	9.0	7	4	4	6	5	1	0	0	0	0	0	0	0	12-4	25-11	11	4.43
Apr 17, 2004	at *UCLA	9.0	8	3	3	0	6	1	1	1	0	0	0	1	0	4-3	26-11	11	4.39
Apr 18, 2004	at *UCLA	8.0	11	11	11	8	10	3	0	3	1	0	0	2	0	10-11	26-12	11	4.58
Apr 23, 2004	at *Washington State	9.0	9	5	5	3	0	2	0	1	0	1	0	2	0	17-5	27-12	11	4.59
Apr 24, 2004	at *Washington State	9.0	8	2	2	1	7	0	0	0	0	0	3	0	0	5-2	28-12	11	4.53
Apr 25, 2004	at *Washington State	8.0	7	8	6	6	5	1	0	0	1	0	2	3	1	4-8	28-13	11	4.57
Apr 27, 2004	at Wichita State	9.0	10	9	8	9	8	1	0	1	0	0	1	0	0	10-9	29-13	12	4.66
Apr 28, 2004	at Wichita State	9.0	6	3	2	5	8	0	0	1	0	0	0	1	0	4-3	30-13	13	4.59
May 03, 2004	New Mexico State	9.0	4	2	2	3	10	1	0	1	0	0	0	1	0	19-2	31-13	14	4.53
May 04, 2004	New Mexico State	9.0	11	2	2	3	8	0	0	1	1	0	0	4	0	6-2	32-13	14	4.48
Totals		402.0	394	241	200	198	337	57	9	33	17	8	37	46	2	360-241	32-13	14	4.48



Sun Devil Baseball 2004

Arizona State Sun Devil Baseball in Pac-10 Play

Record: 7-8 Home: 3-6 Away: 4-2 Pac-10: 7-8

Date	Opposing team	Score	Player	AVG	GP-GS	AB	R	H	2B	3B	HR	RBI	BB	HBP	SO	SB-ATT
*3/19	California	7-9 L	20 Nick Walsh.....	.409	12-12	44	12	18	1	0	0	8	8	4	2	4-5
*3/20	California	8-20 L	19 Joel Bocchi.....	.400	8-2	10	1	4	1	0	0	5	1	2	1	0-0
*3/21	California	W 8-4	10 Joe Persichina...	.381	14-10	42	7	16	2	0	0	6	4	1	4	1-2
*3/26	Washington	1-11 L	2 Dustin Pedroia...	.375	15-15	64	15	24	5	0	2	12	14	1	4	3-7
*3/27	Washington	W 9-4	32 Chris Cook.....	.370	12-7	27	10	10	2	0	2	4	4	1	8	0-0
*3/28	Washington	6-8 L	39 Tuffy Gosewisch...	.354	15-15	48	10	17	3	0	0	13	12	2	9	0-0
*4/2	USC	W 10-3	15 Josh Asanovich...	.343	12-10	35	9	12	1	0	2	7	6	2	6	1-3
*4/3	USC	5-14 L	4 Travis Buck.....	.295	15-15	61	14	18	3	0	2	11	10	1	13	1-3
*4/4	USC	3-10 L	37 Zechry Zinicola..	.292	8-6	24	2	7	3	0	0	6	1	0	7	0-0
*4/16	at UCLA	W 12-4	11 Jeff Larish.....	.286	13-13	56	10	16	5	0	0	10	4	0	15	1-1
*4/17	at UCLA	W 4-3	9 Colin Curtis.....	.283	14-14	53	9	15	5	0	0	6	8	1	10	1-1
*4/18	at UCLA	10-11 L	6 Seth Dhaenens....	.226	11-9	31	6	7	1	0	0	1	6	0	8	1-2
*4/23	at Washington State	W 17-5	16 Nick Cadena.....	.226	12-6	31	3	7	2	0	2	7	1	1	10	0-0
*4/24	at Washington State	W 5-2	17 Ryan McKenna.....	.000	6-1	7	1	0	0	0	0	0	0	0	1	0-0
*4/25	at Washington State	4-8 L	60 Garrett Schoenber	.000	1-0	1	0	0	0	0	0	0	0	0	0	0-0

* = Pac-10 game

Totals..... .320 15-15 534 109 171 34 0 10 96 79 16 98 13-24
Opponents..... .303 15-15 518 116 157 28 2 14 108 67 22 88 14-19

LOB - Team (147), Opp (114). DPs turned - Team (20), Opp (10). TPs turned - Team (1). IBB - Team (6), Pedroia 2, Asanovich 2, Persichina 1, Larish 1, Opp (2).

Player	ERA	W-L	APP	GS	CG	SHO/CBO	SV	IP	H	R	ER	BB	SO
47 Ty Marotz.....	3.38	0-0	4	1	0	0/0	0	5.1	3	3	2	4	6
37 Zechry Zinicola..	4.22	3-1	6	2	0	0/0	0	21.1	19	11	10	3	18
41 Josh Blake.....	5.06	0-0	3	0	0	0/0	0	5.1	5	3	3	7	6
35 Jeff Mousser.....	5.09	2-1	4	4	1	0/0	0	23.0	23	13	13	7	5
34 Jason Urquidez...	5.18	1-2	5	5	0	0/0	0	24.1	31	16	14	13	19
45 Erik Averill.....	7.29	0-2	6	1	0	0/0	0	21.0	25	19	17	6	11
40 Pat Bresnehan....	9.00	0-1	6	0	0	0/0	0	11.0	16	12	11	5	8
49 Brett Bordes.....	10.45	1-0	4	2	0	0/0	0	10.1	12	12	12	13	10
26 Pat Cassa.....	12.00	0-0	5	0	0	0/0	0	6.0	7	9	8	6	1
21 Quentin Andes....	14.40	0-1	5	0	0	0/0	1	5.0	11	9	8	1	4
50 Travis Webb.....	54.00	0-0	2	0	0	0/0	0	0.1	5	9	2	2	0
Totals.....	6.63	7-8	15	15	1	0/0	1	133.0	157	116	98	67	88
Opponents.....	6.27	8-7	15	15	0	0/0	3	132.0	171	109	92	79	98


PB - Team (2), Bocchi 1, Gosewisch 1, Opp (1). Pickoffs - Team (1), Urquidez 1.
SBA/ATT - Gosewisch (14-18), Urquidez (6-9), Bresnehan (3-3), Cassa (1-2),
Zinicola (1-2), Averill (2-2), Bordes (1-1).

Score by innings	1	2	3	4	5	6	7	8	9	Total
Arizona State	11	9	19	23	10	8	21	5	3	109
Opponents	10	8	7	16	24	18	9	8	16	116

Win-loss breakouts: Day 5-6; Night 2-2; vs Left 0-4; vs Right 7-4;
1-Run games 1-1; 2-Run games 0-2; 5+Run games 4-4; Extra inns 0-0; Shutouts 0-0.
Current streak: Lost 1; Longest winning streak: 2; Longest losing streak: 2.
Attendance: Home 24560 (avg 2728); Away 4103 (avg 683); Total 28663 (avg 1910).



Sun Devil Baseball 2004



Arizona State Sun Devil Baseball vs. Non-Conference

Record: 25-5 Home: 19-3 Away: 3-0 Neutral: 3-2 Pac-10: 0-0

Date	Opposing team	Score	Player	AVG	GP-GS	AB	R	H	2B	3B	HR	RBI	BB	HBP	SO	SB-ATT
2/6	#18 Florida State	W 2-1	2 Dustin Pedroia...	.431	30-30	123	45	53	17	0	6	29	21	4	6	2-3
2/7	#18 Florida State	W 10-9	15 Josh Asanovich...	.381	24-18	63	21	24	6	1	1	20	10	7	6	3-3
2/8	#18 Florida State	W 12-6	4 Travis Buck.....	.370	30-30	108	33	40	9	0	6	38	27	7	15	7-7
^2/13	vs CS Northridge	W 13-3	39 Tuffy Gosewisch...	.356	30-29	104	21	37	9	0	2	25	15	0	17	0-1
^2/14	vs Utah	W 11-0	17 Ryan McKenna.....	.333	16-2	18	5	6	1	1	0	4	4	0	5	0-0
^2/15	vs Oklahoma	0-6 L	9 Colin Curtis.....	.323	30-30	99	23	32	5	0	5	25	21	4	19	7-9
2/16	Gonzaga	W 10-7	11 Jeff Larish.....	.309	30-30	123	21	38	11	0	3	27	23	0	26	2-6
\$2/20	vs Lamar	4-5 L	10 Joe Persichina...	.303	29-24	76	16	23	3	1	1	13	13	4	9	2-2
\$2/21	vs Memphis	W 7-0	20 Nick Walsh.....	.299	26-19	67	12	20	5	0	0	12	10	1	5	1-4
\$2/22	at #1 Rice	W 3-1	32 Chris Cook.....	.293	19-7	41	7	12	4	0	1	7	2	1	16	1-1
2/24	#16 Arizona	W 4-0	19 Joel Bocchi.....	.279	17-12	43	7	12	2	0	0	7	8	7	10	0-0
2/27	Connecticut	W 18-2	37 Zechry Zinicola...	.275	14-10	40	13	11	2	0	2	13	9	1	12	0-0
2/28	Connecticut	W 16-5	6 Seth Dhaenens...	.267	25-14	45	16	12	1	0	0	4	15	0	9	1-4
2/29	Connecticut	W 18-11	16 Nick Cadena.....	.242	18-4	33	5	8	0	0	0	3	1	0	4	1-1
3/5	#18 East Carolina	W 7-6	60 Garrett Schoenber	.000	6-0	4	0	0	0	0	0	0	0	0	1	0-0
3/6	#18 East Carolina	W 6-4	50 Travis Webb.....	.000	1-0	1	0	0	0	0	0	0	0	0	1	0-0
3/7	#18 East Carolina	W 7-5	51 Joe Cosentino....	.000	1-0	1	0	0	0	0	0	0	0	0	0	0-0
3/12	#11 Tulane	3-5 L	26 Pat Cassa.....	.000	3-0	1	0	0	0	0	0	0	0	0	0	0-0
3/13	#11 Tulane	W 11-3	-----													
3/14	#11 Tulane	W 5-1	49 Brett Bordes.....	.000	1-0	0	1	0	0	0	0	0	0	0	0	0-0
3/16	#33 Oklahoma State	W 3-2														
3/17	#33 Oklahoma State	W 16-6	Totals.....	.327	30-30	1024	251	335	76	3	27	231	184	37	171	27-42
4/8	#24 Oral Roberts	7-9 L	Opponents.....	.238	30-30	997	125	237	29	7	19	114	131	15	249	23-33
4/9	#24 Oral Roberts	W 5-1														
4/10	#24 Oral Roberts	5-6 L	LOB - Team (276), Opp (234). DPs turned - Team (34), Opp (38). CI - Team (1),													
4/12	Arizona	W 9-5	Gosewisch 1. IBB - Team (10), Buck 4, Pedroia 2, Larish 2, Bocchi 1, Gosewisch 1.													
4/27	at #7 Wichita State	W 10-9	Picked off - Buck 1, Pedroia 1, Curtis 1, Asanovich 1.													
4/28	at #7 Wichita State	W 4-3														
5/3	New Mexico State	W 19-2														
5/4	New Mexico State	W 6-2														

* = Pac-10 game

^ = Coca-Cola Classic (Surprise, Ariz.)

\$ = Coca-Cola Classic (Houston, Texas)

Player	ERA	W-L	APP	GS	CG	SHO/CBO	SV	IP	H	R	ER	BB	SO
34 Jason Urquidez...	2.16	8-0	10	8	1	0/1	0	50.0	35	13	12	23	49
21 Quentin Andes....	2.30	3-0	10	0	0	0/0	1	15.2	11	4	4	10	17
35 Jeff Mouser.....	2.64	3-2	9	9	0	0/0	0	47.2	40	20	14	21	27
37 Zechry Zinicola..	3.00	1-1	12	2	0	0/0	4	21.0	22	8	7	8	23
50 Travis Webb.....	3.00	0-0	5	0	0	0/1	0	3.0	3	1	1	5	3
40 Pat Bresnehan....	3.71	3-1	14	1	0	0/1	5	26.2	22	16	11	20	33
45 Erik Averill.....	3.74	3-0	13	2	0	0/0	0	33.2	31	16	14	10	25
26 Pat Cassa.....	4.26	2-1	12	4	0	0/1	1	31.2	30	19	15	12	31
49 Brett Bordes.....	4.58	1-0	6	3	0	0/1	1	17.2	16	9	9	11	24
47 Ty Marotz.....	5.40	0-0	9	1	0	0/1	0	11.2	12	8	7	6	12
41 Josh Blake.....	6.97	1-0	7	0	0	0/1	1	10.1	15	11	8	5	5

Totals.....	3.41	25-5	30	30	1	3/3	13	269.0	237	125	102	131	249
Opponents.....	7.76	5-25	30	30	0	1/1	3	249.1	335	251	215	184	171

PB - Team (0), Opp (4). Pickoffs - Team (2), Zinicola 1, Urquidez 1, Opp (3).
SBA/ATT - Gosewisch (17-27), Urquidez (5-9), Bresnehan (5-7), Bocchi (5-5),
Mouser (4-5), Cassa (2-4), Averill (3-3), Bordes (1-2), Zinicola (2-2), Marotz
(1-1), Schoenberger (1-1).

Score by innings

	1	2	3	4	5	6	7	8	9	Total
Arizona State	39	26	41	28	38	20	17	33	9	251
Opponents	17	18	10	9	12	19	15	12	13	125

Win-loss breakouts: Day 9-3; Night 16-2; vs Left 7-1; vs Right 18-4;

1-Run games 6-2; 2-Run games 3-2; 5+Run games 10-1; Extra inns 0-0; Shutouts 3-1.

Current streak: Won 5; Longest winning streak: 9; Longest losing streak: 1.

Attendance: Home 57678 (avg 2621); Away 22083 (avg 2760); Total 79761 (avg 2658).



Sun Devil Baseball 2004

Home Runs and Misc. Hitting Breakdown:

Player	Total	Multi-Hit Games				Multi RBI	HR Total	Home Run Breakdown						Last Home Run
		2	3	4	5+			H	A	Solo	2	3	GS	
Josh Asanovich	9	6	3	0	0	6	3	2	1	1	0	2	0	4/27/04 at Wichita State
Joel Bocchi	3 (11)	3	0	0	0	3	0 (2)	0	0	0	0	0	0	2/8/03 vs. BYU
Travis Buck	15 (37)	10	3	1	1	13	8 (12)	6	2	2	6	0	0	4/24/04 at Washington State
Nick Cadena	4 (10)	2	2	0	0	2	2 (8)	2	0	2	0	0	0	3/28/04 vs. Washington
Chris Cook	6	5	0	1	0	3	3	2	1	2	1	0	0	4/23/04 at Washington State
Colin Curtis	13	10	3	0	0	8	5	4	1	1	2	2	0	5/3/04 vs. NMSU
Seth Dhaenens	5	5	0	0	0	0	0	0	0	0	0	0	0	None
Tuffy Gosewisch	17 (31)	13	3	0	0	12	2 (4)	2	0	1	1	0	0	4/9/04 vs. Oral Roberts
Taylor Holiday	0	0	0	0	0	0	0	0	0	0	0	0	0	None
Jeff Larish	15 (53)	11	3	1	0	11	3 (26)	2	1	2	1	0	0	4/27/04 at Wichita State
Ryan McKenna	1 (8)	1	0	0	0	1	0 (1)	0	0	0	0	0	0	4/1/02 at UNLV (Pinch-Hit)
Frank Mesa	1 (14)	0	0	0	0	0	0 (1)	0	0	0	0	0	0	2/7/03 vs. BYU
Dustin Pedroia	23 (91)	11	8	4	0	10	8 (13)	4	4	6	1	0	1	4/27/04 at Wichita State (2)
Joe Persichina	10	6	3	1	0	3	1	0	1	1	0	0	0	2/21/04 vs. Memphis
Nick Walsh	10 (26)	7	2	1	0	6	0 (1)	0	0	0	0	0	0	4/13/01 vs. Washington State
Zechry Zinicola	4	3	0	0	0	4	2	2	0	0	2	0	0	3/5/04 vs. ECU
Team Totals	136	96	30	9	1	83	37	26	11	18	14	4	1	Curtis (5/3/04 vs. NMSU)

(career in parenthesis)

Lineup Card - Record Breakdown:

- 1 - Pedroia (31-12), Curtis (0-1), Walsh (1-0)
- 2 - Buck (20-5), Larish (2-0), Walsh (9-8), Persichina (1-0)
- 3 - Larish (20-4), Buck (10-7), Curtis (1-1), Pedroia (1-1)
- 4 - Gosewisch (2-0), Cadena (3-1), Bocchi (6-3), Zinicola (10-3), McKenna (1-0), Larish (4-3), Cook (3-0), Buck (2-1), Asanovich (1-2)
- 5 - Mesa (5-0), Gosewisch (4-2), Cook (1-3), Curtis (9-4), Zinicola (3-0), Larish (1-2), Bocchi (0-1), Asanovich (5-0), Persichina (4-0), Cadena (0-1)
- 6 - Asanovich (2-1), McKenna (1-0), Curtis (9-3), Gosewisch (7-5), Persichina (7-3), Cook (2-0), Bocchi (2-0), Cadena (1-0), Larish (1-1)
- 7 - Persichina (4-2), Asanovich (3-0), Curtis (7-1), Gosewisch (16-5), Walsh (0-1), Bocchi (0-1), Cook (0-1), Larish (2-2)
- 8 - Curtis (5-1), Persichina (3-2), Asanovich (6-3), Dhaenens (3-1), Mesa (2-0), Walsh (4-1), Cadena (2-2), Gosewisch (2-1), McKenna (0-1), Cook (3-1), Larish (1-0), Bocchi (1-0)
- 9 - Walsh (7-0), Persichina (6-2), Mesa (3-1), Dhaenens (13-6), Asanovich (2-3), Curtis (1-1)

Starters By Position Breakdown:

- C - Gosewisch (44), Bocchi (1)
 1B - Persichina (29), Cook (13), Walsh (1), Zinicola (2)
 2B - Walsh (26), Asanovich (14), Persichina (5)
 3B - Dhaenens (23), Mesa (11), Asanovich (11)
 SS - Pedroia (45)
 LF - Larish (43), McKenna (1), Cadena (1)
 CF - Curtis (44), Buck (1)
 RF - Buck (44), Cadena (1)
 DH - Bocchi (13), Walsh (2), McKenna (2), Cadena (8), Zinicola (14), Asanovich (3), Cook (1), Walsh (2)
 P - Mouser (13), Bordes (5), Urquidez (13), Averill (3), Cassa (3), Zinicola (4), Bresnehan (1), Marotz (2)

Attendance

Home attendance : 82,238 (31 dates avg = 2,652)
 Away attendance : 26,186 (14 dates avg = 1,870)
 Total attendance: 108,424 (45 dates avg = 2,409)

Sun Devils Record When They Score:

Runs	0	1	2	3	4	5	6	7	8	9	10+
W-L	0-1	0-1	1-0	2-2	3-2	3-2	2-1	3-2	1-1	2-0	15-1

Sun Devils Record When Opponent Scores:

Runs	0	1	2	3	4	5	6	7	8	9	10+
W-L	3-0	4-0	5-0	5-0	4-0	4-2	3-2	1-0	0-2	2-2	1-5

Score By Innings In All Games:

Inning	1	2	3	4	5	6	7	8	9	Ex	Total
ASU	50	35	60	51	48	28	38	38	12	-	360
Opp.	27	26	17	25	36	37	24	20	29	-	241

Hitting Streaks:

Player	2004 Longest	Career Long	Current Streak
Josh Asanovich	6	6	5
Joel Bocchi	6	6	1
Travis Buck	8	8	8
Nick Cadena	3	4	1
Chris Cook	5	5	0
Colin Curtis	9	9	4
Seth Dhaenens	6	6	0
Tuffy Gosewisch	6	8	5
Jeff Larish	11	17	11
Ryan McKenna	1	7	1
Dustin Pedroia	11	22	0
Joe Persichina	3	3	1
Garrett Schoenberger	0	1	0
Nick Walsh	8	8	0
Zechry Zinicola	6	6	2



Sun Devil Baseball 2004

Sun Devil Baseball's Record in 2004 When...

(Through 45 Games of 2004 Season)

Overall	32-13
at Packard Stadium	22-9
Playing on the Road	7-2
at Neutral Site	3-2
Day Games	14-9
Night Games	18-4

Scoring 0-4 Runs	6-6
Scoring 5-9 Runs	11-6
Scoring 10-19 Runs	15-1
Scoring 20+ Runs	0-0

Opp. 5 or less runs	25-2
Opp. 6 or more runs	7-11

ASU Scores First	24-3
Opp. Scores First	8-10
Scoring in 1st Inning	20-3

Leading After 6 Innings	25-2
Trailing After 6 Innings	4-10
Tied After 6 Innings	3-1

Leading After 7 Innings	27-1
Trailing After 7 Innings	3-9
Tied After 7 Innings	2-2

Leading After 8 Innings	29-1
Trailing After 8 Innings	2-11
Tied After 8 Innings	1-1

Last At-Bat Wins	4
After a Win	21-10
After a Loss	10-3

Collecting 1-3 Hits	0-0
Collecting 4-6 Hits	1-2
Collecting 7-9 Hits	6-5
Collecting 10+ Hits	24-6
Collecting 20+ Hits	1-0

Out-Hitting Opponent	28-3
Out-Hit by Opponent	4-9
Hits are Tied	0-1

ASU is Errorless	12-2
ASU Makes 1 Error	14-3
ASU Makes 2+ Errors	6-8

ASU Starter Gets Decision	18-7
Bullpen Gets Decision	14-6

ASU Hits 0 Home Runs	15-8
ASU Hits 1 Home Run	8-3
ASU Hits Multiple HR	9-2

vs. LHP Starters	7-5
vs. RHP Starters	25-8

In Extra Innings	0-0
Doubleheaders	0-0

vs. Non-Conference	24-5
Non-Conference Home	15-3
Non-Conference Away	3-0
Non-Conference Neutral	3-2

vs. Pac-10 (League Games Only)	7-8
Pac-10 Home	3-6
Pac-10 Away	4-2

Vs. Ranked Opponents*	13-3
Vs. Top 10 Opponents*	3-0
Vs. Unranked Teams*	19-10

*Top 25 ranking at time played.

VS. PAC-10 SCHOOLS

Arizona	2-0
California	1-2
Oregon State	0-0
Stanford	0-0
UCLA	2-1
USC	1-2
Washington	1-2
Washington State	2-1
Overall vs. Pac-10	9-8

DAYS OF THE WEEK

Monday	3-0
Tuesday	4-0
Wednesday	2-0
Thursday	0-1
Friday	8-4
Saturday	9-3
Sunday	6-5

MONTHS OF THE YEAR

February	12-2
March	9-5
April	9-6
May	2-0
June	0-0

UNIFORMS

White Home	5-2
Throwbacks	21-8
Gray Sleeveless	5-2
Maroon BP	1-1
Black Shoes	21-8
White Shoes	11-5

PITCHING

Mousser Starts	8-5
Bordes Starts	4-1
Urquidez Starts	11-2
Averill Starts	1-2
Cassa Starts	3-1
Zinicola Starts	3-1
Bresnehan Starts	1-0
Marotz Starts	1-1

Starter Goes Less Than 5	12-10
Starter Goes 5+	20-3

MISC. HITTING

Larish Records Hit	27-7
Larish Hits HR	3-0
Pedroia Records Hit	30-9
Pedroia Multi-Hit Game	19-4
Buck Records Hit	25-10
Buck Multi-Hit Game	9-6
TV Games	3-2
Radio Games	21-12

Longest Win Streak	9
Longest Losing Streak	3
Last Five Games	4-1
Last 10 Games	8-2
Last 15 Games	10-5
Last 20 Games	12-8
Current Streak	W-4

Largest Winning Margin	17
Largest Losing Margin	12

vs. Teams .500 or better	27-9
vs. Teams worse than .500	4-4

LEADING OFF

Pedroia Leads Off	31-12
Curtis Leads Off	0-1
Walsh Leads Off	1-0



Sun Devil Baseball 2004

Sun Devil Baseball Team and Player Superlatives

(Through 45 Games of 2004 Season)

2004 Arizona State Team Superlatives

TEAM BATTING

Most At-Bats:	45	UConn (2/27)
Fewest At-Bats:	27	Rice (2/22)
Most Runs (Game):	19	NMSU (5/3)
Most Runs (Inning):	10 (4th)	WSU (4/23)
Most Runs (1st Inning):	7	Gonzaga (2/16)
Fewest Runs (Game):	0	Oklahoma (2/15)
Most Hits (Game):	21	UConn (2/27)
Fewest Hits (Game):	4-2x	Tulane (3/12)
RBI:	18	UConn (2/27)
Doubles:	6-3x	UConn (2/28)
Triples:	1-3x	ORU (4/8)
Home Runs:	4	Wichita State (4/27)
Total Bases:	32-2x	UConn (2/28)
Walks:	15	FSU (2/8)
Most Strikeouts:	11-2x	Wichita State (4/28)
Fewest Strikeouts:	2	UConn (2/28)
Sacrifice Bunts:	5	WSU (4/23)
Sacrifice Flies:	4	UCLA (4/18)
Stolen Bases:	4	Arizona (4/12)
Left on Base:	15-2x	ECU (3/7)
Hit into DP:	3-3x	Wichita State (4/27)
Hit by Pitches:	4-3x	NMSU (5/3)

TEAM FIELDING

Most Putouts:	27-42x	NMSU (5/4)
Most Assists:	16	ORU (4/9)
Most Errors:	4	Gonzaga (2/16)
DPs Turned:	4	NMSU (5/4)

TEAM PITCHING

Most Runs Allowed:	20	Cal (3/20)
Fewest Runs Allowed:	0-3x	Arizona (2/24)
Most Hits Allowed:	19	Cal (3/20)
Fewest Hits Allowed:	2	Memphis (2/21)
Most Strikeouts:	17	FSU (2/8)
Fewest Strikeouts:	4	ECU (3/5)
Most Walks:	11-2x	UConn (2/27)
Fewest Walks:	0	UCLA (4/17)
Hit-by-Pitches:	4	USC (4/4)
Wild Pitchers:	2	Oklahoma State (3/17)
Balks:	2	Cal (3/19)
Home Runs Allowed:	4	FSU (2/7)
Most Pitchers Used:	8	Wichita State (4/27)

MISCELLANEOUS

Consecutive Wins:	9	---
Consecutive Losses:	3	---
Home Wins In a Row:	11	---
Road Wins In a Row:	4	---
Longest Game:	3:59	Arizona (4/12)
Shortest Game:	2:25	Memphis (2/21)
Most Innings:	9.0-45x	NMSU (5/4)
Largest Home Attendance:	3,386	FSU (2/8)
Largest Road Attendance:	4,521	Wichita State (4/27)
Largest Overall Attendance:	3,386	FSU (2/8)
Largest 3-Game Home Attendance:	9,693	FSU (2/6-8)

2004 Arizona State Player Superlatives

INDIVIDUAL BATTING

At-Bats:	6	last Larish (5/3 vs. NMSU)
Runs:	4	last Zinicola (5/3 vs. NMSU)
Hits:	5	Buck (2/29 vs. UConn)
RBIs:	8	Buck (2/29 vs. UConn)
Doubles:	4	Buck (2/29 vs. UConn)
Triples:	1-3x	Asanovich (4/10 vs. ORU)
Home Runs:	2	Pedroia (4/27 at Wichita State)
Grand Slams:	1	Pedroia (2/28 vs. UConn)
Total Bases:	9	Cook (2/27 vs. UConn)
Walks:	3	last Asanovich (5/3 vs. NMSU)
Strikeouts:	4	Zinicola (4/28 at Wichita State)
Hit By Pitch:	2-6x	last Bocchi (4/18 at UCLA)
Sacrifice Flies:	1-24x	last Asanovich (5/4 vs. NMSU)
Sacrifice Bunts:	2-2x	last Buck (4/23 at WSU)
Stolen Bases:	2-2x	last Asanovich (4/12 vs. ARIZ)
Caught Stealing:	1	last Asanovich (4/25 at WSU)
Runners LOB:	6	Curtis (3/7 vs. ECU)

INDIVIDUAL FIELDING

Putouts:	16	Gosewisch (2/8 vs. FSU)
Assists (INF):	7	Pedroia (4/9 vs. ORU)
Assists (OF):	1-6x	last Buck (4/16 at UCLA)
Errors:	2	Pedroia (2/20 vs. Lamar)
Passed Balls:	1-2x	Bocchi (4/16 vs. UCLA)

INDIVIDUAL PITCHING

Innings Pitched:	9.0-2x	Mousser (4/23 at WSU)
Runs Allowed:	8	Webb (3/20 vs. Cal)
Walks:	5	Mousser (3/5 vs. ECU)
Strikeouts:	10	Bordes (2/24 vs. Arizona)
Hits Allowed (S):	9	Mousser (3/12 vs. Tulane)
Fewest Hits (S):	0	Mousser (2/27 vs. UConn)
Wild Pitches:	1-16x	last Averill (5/4 vs. NMSU)
Hit Batters:	3	Mousser (4/4 vs. USC)
Balks:	2	Averill (3/19 vs. Cal)

Runners in Scoring Position

Player	Avg	AB	H	RBI
Dustin Pedroia.....	.442	52	23	33
Nick Walsh.....	.405	37	15	20
Tuffy Gosewisch.....	.380	50	19	33
Joel Bocchi.....	.360	25	9	12
Zechry Zinicola.....	.357	28	10	17
Joe Persichina.....	.333	42	14	18
Colin Curtis.....	.316	57	18	27
Travis Buck.....	.313	67	21	38
Jeff Larish.....	.305	82	25	35
Josh Asanovich.....	.286	35	10	26
Ryan McKenna.....	.286	14	4	4
Chris Cook.....	.278	18	5	9
Seth Dhaenens.....	.222	27	6	5
Nick Cadena.....	.208	24	5	8
Totals.....	.326	574	187	289

Bases Loaded

Player	Avg	AB	H	RBI
Travis Buck.....	.667	9	6	14
Tuffy Gosewisch.....	.643	14	9	23
Dustin Pedroia.....	.571	7	4	10
Josh Asanovich.....	.444	9	4	13
Joe Persichina.....	.429	7	3	10
Jeff Larish.....	.357	14	5	11
Chris Cook.....	.333	3	1	2
Nick Walsh.....	.250	8	2	4
Joel Bocchi.....	.200	5	1	4
Colin Curtis.....	.133	15	2	8
Totals.....	.362	105	38	106



Sun Devil Baseball 2004

Games With At Least One Hit

Asanovich	24 of 34 games
Bocchi	13 of 22 games
Buck	35 of 45 games
Cadena	9 of 29 games
Cook	14 of 28 games
Curtis	31 of 44 games
Dhaenens	14 of 27 games
Gosewisch	34 of 45 games
Holiday	0 of 0 games
Larish	34 of 43 games
McKenna	5 of 15 games
Mesa	6 of 14 games
Pedroia	38 of 45 games
Persichina	24 of 40 games
Walsh	24 of 38 games
Zinicola	14 of 20 games

*must be an official at-bat to count

Games With An RBI

Asanovich	16 of 34 games
Bocchi	7 of 23 games
Buck	25 of 45 games
Cadena	8 of 30 games
Cook	6 of 28 games
Curtis	16 of 44 games
Dhaenens	5 of 27 games
Gosewisch	22 of 45 games
Holiday	0 of 0 games
Larish	20 of 43 games
McKenna	3 of 15 games
Mesa	5 of 14 games
Pedroia	25 of 45 games
Persichina	15 of 40 games
Walsh	13 of 38 games
Zinicola	13 of 20 games

*may reflect walk with an RBI

Extra Base Hits

Pedroia	30
Buck	20
Larish	19
Curtis	14
Gosewisch	14
Asanovich	11
Cook	9
Persichina	7
Zinicola	7
Walsh	6
Cadena	4
Bocchi	3
McKenna	2
Dhaenens	2
Mesa	1
Holiday	0

Home Run Breakdown

Total Home Runs	37
Solo Home Runs	19
2-Run Home Runs	13
3-Run Home Runs	4
Grand Slams	1
Back-to-Back	0
First Inning	5
Second Inning	6
Third Inning	6
Fourth Inning	2
Fifth Inning	4
Sixth Inning	3
Seventh Inning	5
Eighth Inning	5
Ninth Inning	1
Tenth or later	0
Pinch-Hit Home Runs	0

Breaking Down the Bullpen:

Pitcher	G	2004 Season Bullpen Stats					1st Batters		Last Relief App.	IP	H	R	ER	BB	SO
		W-L-S	ERA	IP	H	R-ER	RI/S	Retired/Faced							
Andes	15	3-1-2	5.23	20.2	22	13-12	15/7	7/15	5/4 vs. NMSU	1.2	0	0	0	0	4
Averill	16	3-1	4.30	44.0	38	21-21	11/3	10/16	5/4 vs. NMSU	0.1	3	1	1	0	0
Bordes	5	0-0	9.31	9.2	12	10-10	4/2	3/5	5/3 vs. NMSU (s)	4.0	2	1	1	1	3
Blake	10	1-0-1	6.32	15.2	20	14-11	11/7	2/10	4/18 at UCLA	0.1	1	0	0	0	1
Bresnehan	19	3-2-5	4.54	35.2	33	24-18	13/10	13/19	5/4 vs. NMSU	1.0	2	1	1	1	2
Cassa	13	1-0-1	9.50	18.0	22	20-19	23/5	9/13	5/4 vs. NMSU	1.0	0	0	0	0	1
Marotz	11	0-0	3.60	15.0	13	7-6	18/3	7/11	4/25 at WSU	2.0	1	0	0	0	2
Urquidez	2	0-0	11.57	2.1	4	3-3	2/1	1/2	4/28 at WSU	1.1	3	2	2	1	2
Webb	7	0-0	8.10	3.1	8	10-3	8/4	4/7	4/8 vs. ORU	0.0	1	0	0	1	0
Zinicola	14	3-2-4	3.76	26.1	27	12-11	8/1	10/14	5/4 vs. NMSU	1.0	1	0	0	0	0

RI = Runners Inherited S = Runners Scored

Charting The Bullpen:

Opponent	Date	W-L-S	Pitchers	Inn.	IP	H	R-ER	BB	SO
Florida State	2/6	W	Zinicola	8th	2.0	1	0-0	1	2
Florida State	2/7	W	Marotz/Cassa/Averill/Bresnehan	1st	8.1	7	3-3	5	5
Florida State	2/8	S	Bresnehan/Blake/Andes	6th	4.0	3	5-3	8	8
CS Northridge	2/13	W	Averill	7th	2.2	0	0-0	0	3
Utah	2/14	---	Marotz/Webb	7th	3.0	2	0-0	1	4
Oklahoma	2/15	---	Bresnehan/Andes/Bordes	6th	3.2	4	3-3	3	5
Gonzaga	2/16	W/S	Bresnehan/Zinicola	3rd	7.0	6	0-0	1	11
Lamar	2/20	L	Averill/Zinicola	5th	3.2	3	2-2	1	1
Memphis	2/21	S	Blake	7th	3.0	1	0-0	0	0
Arizona	2/24	S	Bresnehan	7th	3.0	0	0-0	1	5
UConn	2/27	---	Blake/Andes/Webb/Marotz	6th	4.0	3	2-2	8	5
UConn	2/28	W	Bresnehan/Averill	5th	5.0	2	2-0	5	6
UConn	2/29	---	Averill/Zinicola/Marotz/Blake	4th	6.0	13	10-10	3	6
ECU	3/5	W/S	Averill/Andes/Bresnehan	6th	3.2	5	3-3	0	3
ECU	3/6	S	Bresnehan	8th	2.0	1	0-0	0	2
ECU	3/7	W/S	Andes/Marotz/Blake/Cassa	4th	6.0	8	5-5	1	4
Tulane	3/12	---	Averill	5th	4.2	0	0-0	0	4
Tulane	3/13	---	Cassa/Andes	6th	3.1	4	2-2	1	1
Tulane	3/14	W/S	Averill/Webb/Bresnehan	5th	4.2	3	1-1	1	2
Okla. State	3/16	W/S	Andes/Bresnehan	5th	4.2	4	0-0	0	3
Okla. State	3/17	W	Blake/Marotz/Webb	3rd	7.0	8	3-3	2	3
California	3/19	L	Averill/Andes/Bresnehan	4th	6.0	9	7-7	1	4
California	3/20	---	Bordes/Marotz/Cassa/Webb/Blake	2nd	7.2	15	17-8	9	5
California	3/21	---	Bresnehan	8th	2.0	6	2-2	0	0
Washington	3/26	---	Averill	5th	4.2	8	6-6	2	3
Washington	3/27	S	Andes	7th	3.0	1	0-0	0	3
Washington	3/28	L	Cassa/Andes/Bresnehan	5th	5.0	5	6-5	1	2
USC	4/2	---	Cassa	9th	0.2	1	0-0	0	0
USC	4/3	L	Cassa/Averill/Webb/Andes/Zinicola	2nd	7.2	12	13-12	5	2
USC	4/4	---	Andes/Bresnehan/Averill	5th	5.0	10	5-5	1	5
Oral Roberts	4/8	L	Andes/Cassa/Zinicola/Bresnehan/Blake/Webb/Marotz	4th	5.2	6	7-3	7	4
Oral Roberts	4/9	---	Zinicola	8th	2.0	1	0-0	1	2
Oral Roberts	4/10	---	Cassa/Marotz	6th	4.0	5	2-2	2	6
Arizona	4/12	W/S	Averill/Cassa/Zinicola	3rd	7.0	6	1-1	2	12
UCLA	4/16	---	Blake/Marotz	8th	2.0	2	3-3	4	3
UCLA	4/17	W	Averill/Zinicola	5th	5.0	0	0-0	0	4
UCLA	4/18	L	Cassa/Bresnehan/Bordes/Blake/Zinicola	2nd	6.1	10	10-10	5	8
WSU	4/24	W	Zinicola	7th	2.2	1	0-0	0	3
WSU	4/25	---	Bresnehan/Marotz	6th	2.2	2	3-3	3	3
Wichita State	4/27	W/S	Bordes/Cassa/Andes/Bresnehan/Averill/Urquidez/Zinicola	1st	8.2	9	6-6	7	8
Wichita State	4/28	S	Urquidez/Zinicola	7th	2.2	4	2-2	1	3
NMSU	5/3	S	Bordes	6th	4.0	2	1-1	1	3
NMSU	5/4	---	Bresnehan/Cassa/Averill/Andes/Zinicola	5th	5.0	6	2-2	1	7

Starters vs. The Bullpen

		W-L	IP	H	R	ER	BB	SO
Starting Pitchers	3.75 ERA	18-7	211.1	195	107	88	104	163
		W-L-S	IP	H	R	ER	BB	SO
Relief Pitchers	5.29 ERA	14-6-14	190.2	199	134	112	94	174



Sun Devil Baseball 2004

Sun Devil Pitchers – Career Game-by-Game

Quentin Andes • RHP • #21

2004	Opp	S/R	W/L	IP	H	R	ER	BB-SO
2/8	FSU (#18)	R	S	2.1	1	0	0	2-4
2/15	OKLA	R	---	1.1	1	1	1	1-1
2/27	UConn	R	---	1.0	1	1	1	3-2
3/5	ECU (#18)	R	W	0.2	1	0	0	0-0
3/7	ECU (#18)	R	W	1.2	2	1	1	1-2
3/13	Tulane (#11)	R	---	2.2	1	0	0	1-1
3/16	Okla. State	R	W	3.0	2	0	0	0-2
3/19	Cal	R	L	1.1	3	2	2	0-1
3/27	Washington	R	S	3.0	1	0	0	0-3
3/28	Washington	R	---	0.1	2	2	2	0-0
4/3	USC	R	---	0.0	2	2	1	1-0
4/4	USC	R	---	0.1	4	3	3	0-0
4/8	ORU (#24)	R	---	0.0	0	0	0	2-0
4/27	Wichita St.	R	---	1.1	2	1	1	0-1
5/4	NMSU	R	---	1.2	0	0	0	0-4
Season Totals		15	3-1-2	20.2	23	13	12	11-21

Pat Cassa • LHP • #26

2004	Opp	S/R	W/L	IP	H	R	ER	BB-SO
2/7	FSU (#18)	R	---	2.0	1	1	1	1-2
2/15	OKLA	S	L	5.1	5	3	3	1-2
2/21	Memphis	S	W	6.0	1	0	0	2-9
2/28	UConn	S	---	4.0	5	3	1	3-4
3/7	ECU (#18)	R	S	3.1	4	2	2	0-2
3/13	Tulane (#11)	R	---	0.2	3	2	2	0-0
3/16	Okla. State	R	---	4.1	4	2	0	2-4
3/20	California	R	---	0.1	1	3	2	2-0
3/28	Washington	R	---	2.0	0	0	0	1-0
4/2	USC	R	---	0.2	1	0	0	0-0
4/3	USC	R	---	1.2	2	2	2	2-0
4/8	ORU (#24)	R	---	1.2	1	0	0	0-2
4/10	ORU (#24)	R	---	1.2	4	2	2	1-2
4/12	Arizona	R	W	1.2	0	0	0	0-3
4/18	UCLA	R	---	1.1	3	4	4	1-1
4/27	Wichita St.	R	---	0.0	2	4	4	2-0
5/4	NMSU	R	---	1.0	0	0	0	0-1
Season Totals		17	2-1-1	37.2	37	28	23	18-32

Jason Urquidez • RHP • #34

2004	Opp	S/R	W/L	IP	H	R	ER	BB-SO
2/8	FSU (#18)	S	W	5.0	6	1	1	3-9
2/14	Utah	S	W	6.0	3	0	0	2-7
2/22	Rice (#1)	S	W	9.0	3	1	1	2-7
2/29	UConn	S	W	3.0	3	1	1	1-1
3/6	ECU (#18)	S	W	7.0	5	4	3	3-4
3/12	Tulane (#11)	S	W	5.2	4	1	1	5-5
3/20	California	S	L	1.1	4	3	3	2-0
3/26	Washington	S	L	4.1	5	5	3	4-6
4/2	USC	S	W	8.1	7	3	3	6-7
4/9	ORU (#24)	S	W	7.0	5	1	1	2-6
4/17	UCLA	S	---	4.0	8	3	3	0-2
4/24	WSU	S	---	6.1	7	2	2	1-4
4/27	Wichita St.	R	---	1.0	1	1	1	2-1
4/28	Wichita St.	R	---	1.1	3	2	2	1-2
5/3	NMSU	S	W	5.0	2	1	1	2-7
Season Totals		16	9-2	74.1	66	29	26	36-68

Jeff Mousser • RHP • #35

2004	Opp	S/R	W/L	IP	H	R	ER	BB-SO
2/6	FSU (#18)	S	---	7.0	3	1	1	1-3
2/13	CSUN	S	---	6.1	4	3	1	1-6
2/20	Lamar	S	---	4.1	6	3	3	1-3
2/27	UConn	S	W	5.0	0	0	0	3-2
3/5	ECU (#18)	S	---	5.1	5	3	3	5-1
3/12	Tulane (#11)	S	L	4.1	9	5	3	1-3
3/19	Cal	S	---	3.0	4	2	2	2-1
4/4	USC	S	L	4.0	5	5	5	0-2
4/10	ORU (#24)	S	L	5.0	6	4	3	3-3
4/16	UCLA	S	W	7.0	5	1	1	2-2
4/23	WSU	S	W	9.0	9	5	5	3-0
4/28	Wichita St.	S	W	6.1	2	1	0	4-5
5/4	NMSU	S	W	4.0	5	0	0	2-1
Season Totals		13	5-3	70.2	63	33	27	28-32

2003	Opp	S/R	W/L	IP	H	R	ER	BB-SO
1/30	Arizona	S	W	6.1	6	2	2	2-0
2/6	ASU	S	---	5.2	7	5	3	1-3
2/15	Cal Poly	S	W	8.0	5	1	1	2-6
2/27	Wash. State	S	W	9.0	5	0	0	1-5
3/6	TCU	S	---	4.0	10	5	2	2-2
3/13	UNM	S	L	4.0	11	13	13	2-4
3/20	UNLV	S	L	9.0	5	6	5	1-6
3/27	Utah	S	---	2.0	2	2	2	1-4
4/10	SDSU	S	L	8.0	4	2	2	2-6
4/17	Air Force	S	W	8.0	8	2	2	1-8
4/24	UNM	S	L	5.0	9	6	6	1-3
4/24	UNLV	S	L	3.2	6	8	7	3-4
5/1	Utah	S	W	6.0	5	2	2	0-2
5/8	SDSU	S	L	5.2	13	9	8	1-2
5/15	Air Force	S	---	3.2	8	8	7	1-2
5/22	SDSU	S	L	7.2	13	6	6	1-7
Season Totals		16	5-7	95.2	117	77	68	22-73

2002	Opp	S/R	W/L	IP	H	R	ER	BB-SO
1/25	TU	R	L	3.0	4	4	3	2-4
1/31	UCI	R	W	7.2	2	0	0	3-6
2/4	UCSB	R	---	2.0	5	4	3	2-1
2/12	Stanford	R	---	1.1	1	0	0	0-1
2/15	Pacific	R	---	0.2	1	1	1	0-1
2/21	Hawaii	R	W	5.0	2	0	0	2-6
3/12	UNLV	S	W	5.0	3	1	1	4-5
3/21	SDSU	S	L	3.2	10	13	2	3-4
3/29	Air Force	S	W	7.0	3	2	1	1-3
4/4	Utah	S	W	8.1	8	2	2	1-10
4/11	UNM	S	W	5.0	10	8	7	1-4
4/18	SDSU	S	L	3.0	7	6	6	5-4
4/25	Air Force	S	W	8.1	5	2	2	1-10
5/2	UNLV	S	L	4.0	13	7	6	2-3
5/9	Utah	S	W	6.0	10	4	4	2-3
5/16	UNM	S	---	6.0	12	7	3	1-6
5/22	Air Force	S	W	6.0	7	3	3	2-1
5/25	SDSU	R	---	0.1	0	0	0	1-0
5/31	USC	S	---	8.0	6	4	3	5-1
Season Totals		19	9-4	90.1	109	68	49	38-73

2001	Opp	S/R	W/L	IP	H	R	ER	BB-SO
2/3	Fresno St.	R	---	3.0	3	0	0	0-0
2/9	California	R	---	1.0	0	0	0	0-1
2/23	Illinois	R	---	1.0	0	0	0	0-1
3/9	UNM	R	---	2.0	2	0	0	1-2
3/9	SDSU	R	---	0.2	1	0	0	0-1
3/22	Air Force	R	---	2.0	5	4	4	1-0
4/2	SUJ	R	W	6.0	7	3	3	2-8
4/5	Utah	R	---	2.1	5	5	4	0-3
4/16	SUJ	R	---	4.1	10	8	6	1-5
4/20	Utah	R	W	4.2	4	2	2	0-4
5/7	ORU	R	W	6.0	3	0	0	4-4
5/17	Utah	R	---	4.1	7	8	7	1-5
Season Totals		12	3-0	36.2	47	30	26	11-35

***2001-03 played at BYU**

Zechry Zinicola • RHP • #37

2004	Opp	S/R	W/L	IP	H	R	ER	BB-SO
2/6	FSU (#18)	R	W	2.0	1	0	0	1-2
2/16	Gonzaga	R	S	2.0	3	0	0	0-4
2/20	Lamar	R	L	1.0	2	2	2	1-1
2/29	UConn	R	---	2.0	4	3	2	2-2
3/7	ECU (#18)	S	---	3.0	1	0	0	1-3
3/17	Okla. State	S	---	2.0	4	3	3	2-2
3/21	California	S	W	7.0	6	2	2	1-5
3/28	Washington	S	---	4.0	3	2	1	1-3
4/3	USC	R	---	3.1	4	5	5	1-2
4/8	ORU (#24)	R	---	2.0	1	0	0	0-0
4/9	ORU (#24)	R	---	2.0	1	0	0	1-2
4/12	Arizona	R	S	1.2	2	0	0	0-5
4/17	UCLA	R	W	1.1	0	0	0	0-2
4/18	UCLA	R	L	3.0	5	2	2	0-3
4/24	WSU	R	W	2.2	1	0	0	0-3
4/27	Wichita St.	R	S	1.0	2	0	0	0-1
4/28	Wichita St.	R	S	1.1	2	0	0	0-1
5/4	NMSU	R	---	1.0	1	0	0	0-0
Season Totals		18	4-2-4	41.0	41	19	17	11-41


Pat Bresnehan • RHP • #40

2004	Opp	S/R	W/L	IP	H	R	ER	BB-SO
2/7	FSU (#18)	R	W	0.2	0	0	0	0-0
2/8	FSU (#18)	R	---	0.0	1	3	3	3-0
2/15	OKLA	R	---	0.1	0	0	0	0-1
2/16	Gonzaga	R	W	5.0	4	0	0	1-7
2/24	ARIZ (#16)	R	S	3.0	0	0	0	1-5
2/28	UConn	R	W	4.0	2	2	0	4-5
3/5	ECU (#18)	R	S	1.0	0	0	0	0-1
3/6	ECU (#18)	R	S	2.0	1	0	0	0-2
3/14	Tulane (#11)	R	S	2.0	1	0	0	0-2
3/16	Okla. State	R	S	1.2	2	0	0	0-1
3/19	California	R	---	2.0	1	0	0	1-1
3/21	California	R	---	2.0	6	2	2	0-0
3/28	Washington	R	L	2.2	4	3	3	0-2
4/4	USC	R	---	2.2	3	2	2	1-3
4/8	ORU (#24)	R	L	1.1	3	6	3	4-2
4/12	Arizona	S	---	2.0	5	4	4	3-1
4/18	UCLA	R	---	1.0	1	1	1	0-1
4/25	WSU	R	---	0.2	1	3	3	3-1
4/27	Wichita St.	R	---	2.2	1	0	0	3-4
5/4	NMSU	R	---	1.0	2	1	1	1-2
Season Totals		20	3-2-5	37.2	38	27	22	25-41

Josh Blake • LHP • #41

2004	Opp	S/R	W/L	IP	H	R	ER	BB-SO
2/8	FSU (#18)	R	---	1.2	1	2	0	3-4
2/21	Memphis	R	S	3.0	0	0	0	0-0
2/27	UConn	R	---	1.0	1	0	0	1-0
2/29	UConn	R	---	1.0	6	4	4	0-0
3/7	ECU (#18)	R	---	0.2	2	2	2	0-0
3/17	Okla. State	R	W	3.0	4	2	2	1-1
3/20	California	R	---	4.1	2	0	0	3-4
4/8	ORU (#24)	R	---	0.0	0	1	0	0-0
4/16	UCLA	R	---	0.2	2	3	3	4-1
4/18	UCLA	R	---	0.1	1	0	0	0-1
Season Totals		10	1-0-1	15.2	16	14	11	12-11

Sun Devil Baseball 2004



Sun Devil Pitchers -- Career Game-by-Game

Brett Bordes • LHP • #49

2004	Opp	S/R	W/L	IP	H	R	ER	BB-SO
2/7	FSU (#18)	S	---	0.2	4	6	6	3-2
2/15	OKLA	R	---	2.0	3	2	2	1-3
2/24	ARIZ (#16)	S	W	6.0	3	0	0	3-10
3/14	Tulane (#11)	S	---	4.1	3	0	0	3-6
3/20	California	R	---	2.1	6	4	4	1-1
3/27	Washington	S	W	6.0	4	4	4	5-6
4/3	USC	S	---	1.1	2	1	1	3-1
4/18	UCLA	R	---	0.2	0	3	3	4-2
4/27	Wichita St.	R	---	0.2	1	0	0	0-0
5/3	NMSU	R	S	4.0	2	1	1	1-3
Season Totals:		10	2-0-1	28.0	28	21	21	23-34

2003	Opp	S/R	W/L	IP	H	R	ER	BB-SO
1/16	UHH	R	---	1.2	0	0	0	2-2
1/19	UHH - 2	R	---	1.0	1	1	1	1-1
1/26	SDSU	R	---	0.1	1	0	0	1-0
1/31	LBSU	R	---	0.1	2	1	1	0-0
2/8	BYU	R	---	1.1	0	0	0	0-3
2/15	Okla. State	R	---	2.0	2	1	1	3-2
2/22	ND	R	---	2.1	1	0	0	2-3
3/2	PSU	R	---	0.2	2	0	0	0-2
3/9	CSUN	R	---	2.0	0	0	0	1-1
3/14	Oklahoma	R	---	1.0	1	0	0	1-1
3/16	Oklahoma	R	---	1.0	1	1	1	0-2
3/19	Wichita St.	R	---	1.0	1	2	2	1-0
3/23	Stanford	R	---	1.0	0	0	0	0-0
3/24	Stanford	R	---	0.1	1	0	0	1-0
3/28	USC	R	W	0.1	0	0	0	0-0
3/30	USC	R	---	0.1	2	1	1	1-0
4/2	N. Mexico	R	---	0.2	1	1	1	2-2
4/13	Cal - 2	R	---	1.0	0	0	0	2-0
4/17	UCLA	R	---	0.2	0	0	0	0-1
4/18	UCLA	R	L	1.0	0	1	1	0-1
4/26	WSU	R	---	0.1	0	0	0	2-0
4/27	WSU	R	---	1.0	1	0	0	1-2
5/14	Oregon St.	R	---	1.0	3	2	0	0-1
5/18	UW	R	---	2.0	0	0	0	3-1
5/25	Arizona	R	---	0.2	0	1	1	2-1
6/1	UNLV	R	---	1.0	0	0	0	0-1
6/8	CSF	R	---	2.0	0	0	0	2-1
Season Totals:		27	1-1	28.0	21	12	10	28-27

Travis Webb • LHP • #50

2004	Opp	S/R	W/L	IP	H	R	ER	BB-SO
2/14	Utah	R	---	1.0	1	0	0	1-1
2/27	UConn	R	---	0.2	0	1	1	3-2
3/14	Tulane (#11)	R	---	0.1	0	0	0	0-0
3/17	Okla. State	R	---	1.0	1	0	0	0-0
3/20	California	R	---	0.1	5	8	1	2-0
4/3	USC	R	---	0.0	0	1	1	0-0
4/8	ORU #24)	R	---	0.0	1	0	0	1-0
Season Totals		7	0-0	3.1	8	10	3	7-3



Sun Devil Baseball 2004

Sun Devil Miscellaneous Hitting Statistics

Stats By Position			Stats By Order			Record By Margin				Big Innings	
Pos.	HR	RBI	Pos.	HR	RBI	No.	Total	H	A	Runs	No.
C	1	38	1	8	42	1R	7-3	4-1	3-2	2	41
1B	4	27	2	7	47	2R	3-4	2-4	1-0	3	24
2B	1	31	3	3	39	3R	2-0	1-0	1-0	4	11
3B	2	18	4	4	38	4R	6-1	6-0	0-1	5	4
SS	8	42	5	5	36	5R	1-0	1-0	0-0	6	6
LF	3	37	6	2	32	6R	1-1	1-0	0-1	7	3
CF	5	34	7	3	43	7R	3-1	2-1	1-0	8	0
RF	8	49	8	1	26	8R	2-0	1-0	1-0	9	0
DH/P	4	42	9	1	24	9R	0-1	0-1	0-0	10+	1
PH	0	9	Tot.	37	327	10+R	7-2	4-2	3-0	Tot.	90
Tot.	37	327				Tot.	32-13	22-9	10-4		

'A' includes neutral

How the Sun Devils Have Scored:

0-Out Runs	1-Out Runs	2-Out Runs	Total Runs	Two-Out RBI
57	157	142	360	128

Home Runs By ASU (37)

Player	Date	Opp.	Pitcher	Runners
Curtis	2/7	FSU	James	Solo
Pedroia	2/20	Lamar	Rinando	Solo
Curtis	2/21	Memphis	Hankins	Solo
Persichina	2/21	Memphis	Kines	Solo
Buck	2/22	Rice	Niemann	2-run
Curtis	2/27	UConn	Hourigan	3-run
Buck	2/27	UConn	Potvin	2-run
Pedroia	2/28	UConn	James	GS
Zinicola	2/28	UConn	Norton	2-run
Curtis	2/28	UConn	Gary	2-run
Larish	2/29	UConn	Tucci	2-run
Buck	2/29	UConn	McGinn	2-run
Buck	3/5	ECU	Taylor	Solo
Gosewisch	3/5	ECU	Taylor	Solo
Zinicola	3/5	ECU	Flye	2-run
Pedroia	3/6	ECU	Bunn	Solo
Buck	3/6	ECU	Harrell	Solo
Buck	3/7	ECU	Brooks	Solo
Buck	3/12	Tulane	Latham	2-run
Pedroia	3/13	Tulane	Crowel	Solo
Pedroia	3/13	Tulane	Charron	Solo
Cadena	3/20	Cal	Swanson	Solo
Cook	3/20	Cal	Swanson	Solo
Asanovich	3/21	Cal	Crist	3-run
Pedroia	3/27	UW	Everitt	Solo
Buck	3/28	UW	Baysinger	2-run
Cadena	3/28	UW	Baysinger	Solo
Asanovich	4/3	USC	Williams	Solo
Gosewisch	4/9	ORU	Recio	2-run
Pedroia	4/23	WSU	MacKenzie	2-run
Cook	4/23	WSU	MacKenzie	Solo
Buck	4/24	WSU	Trolia	2-run
Asanovich	4/27	Wichita	Roach	3-run
Pedroia	4/27	Wichita	Roach	Solo
Larish	4/27	Wichita	Roach	Solo
Pedroia	4/27	Wichita	Foster	Solo
Curtis	5/3	NMSU	Pilon	3-run

Game Winning RBI:

Gosewisch	7
Buck	5
Persichina	4
Zinicola	4
Pedroia	2
Asanovich	2
Curtis	1
Larish	1
Walsh	1
Cook	1
Bocchi	1

Home Runs By Opponents (33)

Player	Date	Team	Pitcher	Runners
Martinez	2/7	FSU	Bordes	2-run
Smith	2/7	FSU	Bordes	3-run
Drew	2/7	FSU	Marotz	Solo
Martinez	2/7	FSU	Cassa	Solo
Thornton	2/15	OKLA	Andes	2-run
Cantu	2/20	Lamar	Mousser	Solo
D'Argento	2/29	UConn	Urquidez	Solo
Mocerino	2/29	UConn	Marotz	3-run
Jones	3/5	ECU	Averill	3-run
Norwood	3/6	ECU	Urquidez	2-run
T. Lawhorn	3/6	ECU	Urquidez	Solo
Norwood	3/7	ECU	Andes	Solo
Grace	3/7	ECU	Cassa	3-run
Nelson	3/20	Cal	Urquidez	2-run
Horwitz	3/21	Cal	Zinicola	Solo
Horwitz	3/21	Cal	Bresnehan	Solo
Otness	3/26	UW	Urquidez	2-run
Clem	3/26	UW	Averill	2-run
Larsen	3/26	UW	Averill	Solo
Clem	3/28	UW	Bresnehan	Grand Slam
Frost	4/3	USC	Zinicola	3-run
Clement	4/4	USC	Mousser	2-run
Bigley	4/10	ORU	Mousser	Solo
Lex	4/10	ORU	Cassa	2-run
McMillan	4/17	UCLA	Urquidez	Solo
McCarthy	4/18	UCLA	Cassa	2-run
Denove	4/18	UCLA	Cassa	2-run
McCarthy	4/18	UCLA	Zinicola	2-run
Rubin	4/23	WSU	Mousser	Solo
Napolitan	4/27	Wichita	Cassa	Grand Slam
Sorensen	4/28	Wichita	Urquidez	2-run
Aranda	5/3	NMSU	Urquidez	Solo
Cotto	5/4	NMSU	Bresnehan	Solo

Series Pitching Breakdown:

	W-L	ERA	IP	H	R	ER	BB	SO
Florida State	3-0	4.67	27.0	24	16	14	21	29
Surprise	2-1	2.33	27.0	18	9	7	7	27
Rice Tourney	2-1	2.08	26.0	14	6	6	6	20
UConn	3-0	4.33	27.0	26	18	13	23	24
ECU	3-0	4.67	27.0	25	15	14	10	17
Tulane	2-1	2.33	27.0	23	9	7	11	22
Okla. St.	2-0	3.00	18.0	20	8	6	6	12
California	1-2	7.33	27.0	44	33	22	15	15
Washington	1-2	6.33	27.0	26	23	19	13	23
USC	1-2	8.67	27.0	37	27	26	15	17
ORU	1-2	3.67	27.0	31	16	11	15	23
UCLA	2-1	6.23	26.0	26	18	18	14	21
Wash. St.	2-1	4.50	26.0	24	15	13	10	12
Wichita St.	2-0	5.00	18.0	16	12	10	14	16
NMSU	2-0	2.00	18.0	15	4	4	6	18
OSU	0-0	0.00	0.0	0	0	0	0	0
Arizona	0-0	0.00	0.0	0	0	0	0	0
Stanford	0-0	0.00	0.0	0	0	0	0	0

Series Batting Breakdown:

	AVG	AB	R	H	RBI	2B-3B-HR	BB-SO
Florida State	.269	108	24	29	24	13-0-1	23-18
Surprise	.287	101	24	29	18	8-0-0	23-21
Rice Tourney	.250	92	14	23	11	4-0-4	12-24
UConn	.442	120	52	53	51	11-1-7	27-14
ECU	.326	89	20	29	20	5-0-6	18-13
Tulane	.283	99	19	28	19	5-0-3	17-15
Okla. St.	.377	77	19	29	18	7-0-0	10-14
California	.309	110	23	34	20	8-0-3	11-19
Washington	.276	98	16	27	12	3-0-3	19-12
USC	.342	111	18	38	17	8-0-1	18-26
ORU	.313	99	17	31	15	3-2-1	9-13
UCLA	.317	101	26	32	24	8-0-0	20-23
Wash. St.	.351	114	26	40	23	7-0-3	11-18
Wichita St.	.347	75	14	26	13	5-0-4	6-13
NMSU	.273	67	25	25	22	6-0-1	18-7
OSU	.000	0	0	0	0	0-0-0	0-0
Arizona	.000	0	0	0	0	0-0-0	0-0
Stanford	.000	0	0	0	0	0-0-0	0-0

Pinch-Hitting Statistics:

Player	AB	AVG	H	2B	3B	HR	RBI
Bocchi	8	.500	4	0	0	0	1
Asanovich	2	.500	1	0	0	0	0
Cook	12	.333	4	4	0	0	2
Walsh	6	.333	2	1	0	0	2
Cadena	19	.158	3	0	0	0	1
McKenna	11	.091	1	0	0	0	1
Zinicola	3	.000	0	0	0	0	2
Mesa	2	.000	0	0	0	0	0
Cosentino	1	.000	0	0	0	0	0
Dhaenens	2	.000	0	0	0	0	0
Persichina	1	.000	0	0	0	0	0
Schoenberger	4	.000	0	0	0	0	0
Totals:	73	.205	15	4	0	0	9

Batted Around (21):

At-Bats	Opponent	Inning	Date
9	Florida State	4th	2/8
9	CS Northridge	7th	2/13
12	CS Northridge	8th	2/13
9	Utah	5th	2/14
11	Gonzaga	1st	2/16
11	UConn	3rd	2/27
10	UConn	3rd	2/28
10	UConn	5th	2/28
9	UConn	6th	2/28
9	UConn	2nd	2/29
9	UConn	3rd	2/29
9	UConn	4th	2/29
9	California	1st	3/19
9	Washington	3rd	3/27
11	USC	7th	4/2
9	UCLA	7th	4/16
9	UCLA	6th	4/18
14	WSU	4th	4/23
9	NMSU	1st	5/3
11	NMSU	2nd	5/3
10	NMSU	6th	5/3



Sun Devil Baseball 2004

Starting Lineups By Batting Order

Date	Opponent	No. (Time)	Record	1	2	3	4	5	6	7	8	9
2/6	Florida State	1 (1)	1-0	Pedroia	Larish	Buck	Gosewisch	Mesa	Asanovich	Persichina	Curtis	Walsh
2/7	Florida State	2 (1)	1-0	Pedroia	Larish	Buck	Gosewisch	Mesa	McKenna	Asanovich	Curtis	Persichina
2/8	Florida State	3 (1)	1-0	Pedroia	Buck	Larish	Cadena	Gosewisch	Curtis	Asanovich	Persichina	Mesa
2/13	CS Northridge	4(1)	1-0	Pedroia	Buck	Larish	Bocchi	Mesa	Gosewisch	Curtis	Asanovich	Persichina
2/14	Utah	4(2)	2-0	Pedroia	Buck	Larish	Bocchi	Mesa	Gosewisch	Curtis	Asanovich	Persichina
2/15	Oklahoma	5 (1)	0-1	Pedroia	Buck	Larish	Bocchi	Cook	Gosewisch	Curtis	Asanovich	Mesa
2/16	Gonzaga	4 (3)	3-0	Pedroia	Buck	Larish	Bocchi	Mesa	Gosewisch	Curtis	Asanovich	Persichina
2/20	Lamar	6 (1)	0-1	Pedroia	Buck	Larish	Bocchi	Gosewisch	Curtis	Persichina	Asanovich	Dhaenens
2/21	Memphis	7 (1)	1-0	Pedroia	Buck	Larish	Zinicola	Curtis	Persichina	Gosewisch	Dhaenens	Walsh
2/22	Rice	8 (1)	1-0	Pedroia	Buck	Larish	Bocchi	Curtis	Persichina	Gosewisch	Dhaenens	Walsh
2/24	Arizona	9 (1)	1-0	Pedroia	Buck	Larish	Zinicola	Curtis	Persichina	Gosewisch	Mesa	Walsh
2/27	UConn	9 (2)	2-0	Pedroia	Buck	Larish	Zinicola	Curtis	Persichina	Gosewisch	Mesa	Walsh
2/28	UConn	10 (1)	1-0	Pedroia	Buck	Larish	Zinicola	Curtis	Persichina	Gosewisch	Walsh	Dhaenens
2/29	UConn	11 (1)	1-0	Pedroia	Buck	Larish	Cadena	Curtis	Cook	Gosewisch	Dhaenens	Asanovich
3/5	ECU	12 (1)	1-0	Pedroia	Buck	Larish	Zinicola	Gosewisch	Cook	Curtis	Asanovich	Mesa
3/6	ECU	13 (1)	1-0	Pedroia	Buck	Larish	McKenna	Curtis	Persichina	Gosewisch	Walsh	Mesa
3/7	ECU	14 (1)	1-0	Pedroia	Buck	Larish	Bocchi	Curtis	Persichina	Gosewisch	Walsh	Dhaenens
3/12	Tulane	14 (2)	1-1	Pedroia	Buck	Larish	Bocchi	Curtis	Persichina	Gosewisch	Walsh	Dhaenens
3/13	Tulane	15 (1)	1-0	Pedroia	Walsh	Buck	Larish	Gosewisch	Curtis	Persichina	Cadena	Dhaenens
3/14	Tulane	15 (2)	2-0	Pedroia	Walsh	Buck	Larish	Gosewisch	Curtis	Persichina	Cadena	Dhaenens
3/16	Okla. State	16 (1)	1-0	Pedroia	Walsh	Buck	Larish	Zinicola	Curtis	Persichina	Gosewisch	Dhaenens
3/17	Okla. State	17 (1)	1-0	Pedroia	Buck	Larish	Cook	Curtis	Bocchi	Gosewisch	Asanovich	Dhaenens
3/19	California	18 (1)	0-1	Pedroia	Buck	Larish	Zinicola	Curtis	Persichina	Walsh	Gosewisch	Dhaenens
3/20	California	19 (1)	0-1	Pedroia	Walsh	Buck	Zinicola	Curtis	Persichina	Gosewisch	McKenna	Dhaenens
3/21	California	20 (1)	1-0	Pedroia	Buck	Curtis	Bocchi	Cook	Cadena	Asanovich	Gosewisch	Dhaenens
3/26	Washington	21 (1)	0-1	Pedroia	Buck	Curtis	Zinicola	Larish	Gosewisch	Persichina	Asanovich	Dhaenens
3/27	Washington	22 (1)	1-0	Pedroia	Walsh	Buck	Larish	Zinicola	Curtis	Gosewisch	Persichina	Dhaenens
3/28	Washington	23 (1)	0-1	Pedroia	Walsh	Buck	Larish	Curtis	Gosewisch	Bocchi	Persichina	Dhaenens
4/2	USC	24 (1)	1-0	Pedroia	Walsh	Larish	Buck	Zinicola	Curtis	Gosewisch	Cook	Dhaenens
4/3	USC	25 (1)	0-1	Pedroia	Walsh	Buck	Cadena	Cook	Larish	Gosewisch	Curtis	Asanovich
4/4	USC	26 (1)	0-1	Pedroia	Walsh	Buck	Larish	Gosewisch	Curtis	Cook	Cadena	Asanovich
4/8	Oral Roberts	27 (1)	0-1	Curtis	Walsh	Pedroia	Buck	Larish	Asanovich	Gosewisch	Dhaenens	Persichina
4/9	Oral Roberts	28 (1)	1-0	Pedroia	Walsh	Buck	Cook	Larish	Curtis	Gosewisch	Persichina	Dhaenens
4/10	Oral Roberts	29 (1)	0-1	Pedroia	Walsh	Buck	Larish	Bocchi	Curtis	Gosewisch	Persichina	Asanovich
4/12	Arizona	30 (1)	1-0	Walsh	Persichina	Pedroia	Buck	Asanovich	Bocchi	Curtis	Larish	Dhaenens
4/16	UCLA	31 (1)	1-0	Pedroia	Walsh	Buck	Asanovich	Persichina	Gosewisch	Larish	Curtis	Dhaenens
4/17	UCLA	32 (1)	1-0	Pedroia	Walsh	Buck	Cadena	Persichina	Gosewisch	Larish	Asanovich	Curtis
4/18	UCLA	33 (1)	0-1	Pedroia	Walsh	Buck	Asanovich	Cook	Gosewisch	Larish	Cadena	Curtis
4/23	Wash. State	34 (1)	1-0	Pedroia	Walsh	Buck	Cook	Persichina	Larish	Gosewisch	Curtis	Asanovich
4/24	Wash. State	35 (1)	1-0	Pedroia	Buck	Larish	Zinicola	Persichina	Asanovich	Gosewisch	Curtis	Dhaenens
4/25	Wash. State	36 (1)	0-1	Pedroia	Walsh	Buck	Asanovich	Cadena	Gosewisch	Larish	Cook	Persichina
4/27	Wichita St.	37 (1)	1-0	Pedroia	Buck	Larish	Zinicola	Asanovich	Curtis	Gosewisch	Cook	Walsh
4/28	Wichita St.	38 (1)	1-0	Pedroia	Buck	Larish	Zinicola	Asanovich	Gosewisch	Curtis	Cook	Walsh
5/3	NMSU	39 (1)	1-0	Pedroia	Buck	Larish	Zinicola	Asanovich	Gosewisch	Curtis	Bocchi	Persichina
5/4	NMSU	40 (1)	1-0	Pedroia	Buck	Larish	Zinicola	Asanovich	Curtis	Gosewisch	Walsh	Persichina
5/14	Oregon St.											
5/15	Oregon St.											
5/16	Oregon St.											
5/18	New Mexico											
5/19	NMSU											
5/21	Arizona											
5/22	Arizona											
5/23	Arizona											
5/28	Stanford											
5/29	Stanford											
5/30	Stanford											

Total Number of Different Batting Lineups: 40

Most Common Lineup by Batting Order: #4 (3 times)



Sun Devil Baseball 2004

Starting Lineups By Defensive Lineup

Date	Opponent	No. (Time)	Record	C	1B	2B	3B	SS	LF	CF	RF	DH
2/6	Florida State	1 (1)	1-0	Gosewisch	Persichina	Asanovich	Mesa	Pedroia	Larish	Curtis	Buck	Walsh
2/7	Florida State	2 (1)	1-0	Gosewisch	Persichina	Asanovich	Mesa	Pedroia	Larish	Curtis	Buck	McKenna
2/8	Florida State	3 (1)	1-0	Gosewisch	Persichina	Asanovich	Mesa	Pedroia	Larish	Curtis	Buck	Cadena
2/13	CS Northridge	4 (1)	1-0	Gosewisch	Persichina	Asanovich	Mesa	Pedroia	Larish	Curtis	Buck	Bocchi
2/14	Utah	4 (2)	2-0	Gosewisch	Persichina	Asanovich	Mesa	Pedroia	Larish	Curtis	Buck	Bocchi
2/15	Oklahoma	5 (1)	0-1	Gosewisch	Cook	Asanovich	Mesa	Pedroia	Larish	Curtis	Buck	Bocchi
2/16	Gonzaga	4 (3)	3-0	Gosewisch	Persichina	Asanovich	Mesa	Pedroia	Larish	Curtis	Buck	Bocchi
2/20	Lamar	6 (1)	0-1	Gosewisch	Persichina	Asanovich	Dhaenens	Pedroia	Larish	Curtis	Buck	Bocchi
2/21	Memphis	7 (1)	1-0	Gosewisch	Persichina	Walsh	Dhaenens	Pedroia	Larish	Curtis	Buck	Zinicola
2/22	Rice	8 (1)	1-0	Gosewisch	Persichina	Walsh	Dhaenens	Pedroia	Larish	Curtis	Buck	Bocchi
2/24	Arizona	9 (1)	1-0	Gosewisch	Persichina	Walsh	Mesa	Pedroia	Larish	Curtis	Buck	Zinicola
2/27	UConn	9 (2)	2-0	Gosewisch	Persichina	Walsh	Mesa	Pedroia	Larish	Curtis	Buck	Zinicola
2/28	UConn	7 (2)	2-0	Gosewisch	Persichina	Walsh	Dhaenens	Pedroia	Larish	Curtis	Buck	Zinicola
2/29	UConn	10 (1)	1-0	Gosewisch	Cook	Asanovich	Dhaenens	Pedroia	Larish	Curtis	Buck	Cadena
3/5	ECU	11 (1)	1-0	Gosewisch	Cook	Asanovich	Mesa	Pedroia	Larish	Curtis	Buck	Zinicola
3/6	ECU	12 (1)	1-0	Gosewisch	Persichina	Walsh	Mesa	Pedroia	Larish	Curtis	Buck	McKenna
3/7	ECU	13 (1)	1-0	Gosewisch	Persichina	Walsh	Dhaenens	Pedroia	Larish	Curtis	Buck	Bocchi
3/12	Tulane	13 (2)	1-1	Gosewisch	Persichina	Walsh	Dhaenens	Pedroia	Larish	Curtis	Buck	Bocchi
3/13	Tulane	14 (1)	1-0	Gosewisch	Persichina	Walsh	Dhaenens	Pedroia	Larish	Curtis	Buck	Cadena
3/14	Tulane	14 (2)	2-0	Gosewisch	Persichina	Walsh	Dhaenens	Pedroia	Larish	Curtis	Buck	Cadena
3/16	Okla. State	7 (3)	3-0	Gosewisch	Persichina	Walsh	Dhaenens	Pedroia	Larish	Curtis	Buck	Zinicola
3/17	Okla. State	15 (1)	1-0	Gosewisch	Cook	Asanovich	Dhaenens	Pedroia	Larish	Curtis	Buck	Bocchi
3/19	California	8 (4)	3-1	Gosewisch	Persichina	Walsh	Dhaenens	Pedroia	Larish	Curtis	Buck	Zinicola
3/20	California	16 (1)	0-1	Gosewisch	Persichina	Walsh	Dhaenens	Pedroia	McKenna	Curtis	Buck	Zinicola
3/21	California	17 (1)	1-0	Gosewisch	Cook	Asanovich	Dhaenens	Pedroia	Cadena	Curtis	Buck	Bocchi
3/26	Washington	18 (1)	0-1	Gosewisch	Persichina	Asanovich	Dhaenens	Pedroia	Larish	Curtis	Buck	Zinicola
3/27	Washington	8 (5)	4-1	Gosewisch	Persichina	Walsh	Dhaenens	Pedroia	Larish	Curtis	Buck	Zinicola
3/28	Washington	13 (3)	1-2	Gosewisch	Persichina	Walsh	Dhaenens	Pedroia	Larish	Curtis	Buck	Bocchi
4/2	USC	19 (1)	1-0	Gosewisch	Cook	Walsh	Dhaenens	Pedroia	Larish	Curtis	Buck	Zinicola
4/3	USC	20 (1)	0-1	Gosewisch	Cook	Walsh	Asanovich	Pedroia	Larish	Curtis	Buck	Cadena
4/4	USC	20 (2)	0-2	Gosewisch	Cook	Walsh	Asanovich	Pedroia	Larish	Curtis	Buck	Cadena
4/8	Oral Roberts	21 (1)	0-1	Gosewisch	Persichina	Walsh	Dhaenens	Pedroia	Larish	Curtis	Buck	Asanovich
4/9	Oral Roberts	22 (1)	1-0	Gosewisch	Persichina	Walsh	Dhaenens	Pedroia	Larish	Curtis	Buck	Cook
4/10	Oral Roberts	23 (1)	0-1	Gosewisch	Persichina	Walsh	Asanovich	Pedroia	Larish	Curtis	Buck	Bocchi
4/12	Arizona	24 (1)	1-0	Bocchi	Walsh	Persichina	Dhaenens	Pedroia	Larish	Curtis	Buck	Asanovich
4/16	UCLA	21 (2)	1-1	Gosewisch	Persichina	Walsh	Dhaenens	Pedroia	Larish	Curtis	Buck	Asanovich
4/17	UCLA	25 (1)	1-0	Gosewisch	Persichina	Walsh	Asanovich	Pedroia	Larish	Curtis	Buck	Cadena
4/18	UCLA	20 (3)	0-3	Gosewisch	Cook	Walsh	Asanovich	Pedroia	Larish	Curtis	Buck	Cadena
4/23	Wash. State	26 (1)	1-0	Gosewisch	Cook	Persichina	Asanovich	Pedroia	Larish	Curtis	Buck	Walsh
4/24	Wash. State	18 (2)	1-1	Gosewisch	Persichina	Asanovich	Dhaenens	Pedroia	Larish	Curtis	Buck	Zinicola
4/25	Wash. State	27 (1)	0-1	Gosewisch	Cook	Persichina	Asanovich	Pedroia	Larish	Buck	Cadena	Walsh
4/27	Wichita St.	28 (1)	1-0	Gosewisch	Cook	Walsh	Asanovich	Pedroia	Larish	Curtis	Buck	Zinicola
4/28	Wichita St.	28 (2)	2-0	Gosewisch	Cook	Walsh	Asanovich	Pedroia	Larish	Curtis	Buck	Zinicola
5/3	NMSU	29 (1)	1-0	Gosewisch	Zinicola	Persichina	Asanovich	Pedroia	Larish	Curtis	Buck	Bocchi
5/4	NMSU	30 (1)	1-0	Gosewisch	Zinicola	Persichina	Asanovich	Pedroia	Larish	Curtis	Buck	Walsh
5/14	Oregon St.											
5/15	Oregon St.											
5/16	Oregon St.											
5/18	New Mexico											
5/19	NMSU											
5/21	Arizona											
5/22	Arizona											
5/23	Arizona											
5/28	Stanford											
5/29	Stanford											
5/30	Stanford											

Total Number of Different Defensive Lineups: 30

Most Common Lineup by Defense: #8 (5 times)



Sun Devil Baseball 2004

Game-by-Game Capsules:

GAME 1

#10 SUN DEVILS 2, #18 Florida State 1

Feb. 6, 2004 at Packard Stadium

	<u>1</u>	<u>2</u>	<u>3</u>	<u>4</u>	<u>5</u>	<u>6</u>	<u>7</u>	<u>8</u>	<u>9</u>		<u>R</u>	<u>H</u>	<u>E</u>
FSU	0	0	1	0	0	0	0	0	0	-	1	4	2
ASU	0	0	0	0	0	0	0	0	2	-	2	7	0

W: Zinicola (1-0); L: Lynch (1-1); S: None

HR: None

Time: 2:50 Attendance: 3,087 Record: 1-0

HIGHLIGHTS: Junior catcher Tuffy Gosewisch drilled a two-out, two-run double with the bases loaded in the bottom of the ninth inning to give ASU a 2-1 victory over No. 18 FSU. The Devils had their NCAA record consecutive games scoring streak extended to 502 games with the clutch double and gave ASU an 26-2 record in season openers dating back to 1977. Starter Jeff Mousser and freshman reliever Zechry Zinicola combined to limit the Seminoles to only four singles and one run in the contest. Zinicola picked up the win in his collegiate debut with two shutout innings. Gosewisch was the offensive hero, going 2-for-4 with two doubles and Dustin Pedroia was 2-for-5 with a double and a stolen base.

GAME 2

#10 SUN DEVILS 10, #18 Florida State 9

Feb. 7, 2004 at Packard Stadium

	<u>1</u>	<u>2</u>	<u>3</u>	<u>4</u>	<u>5</u>	<u>6</u>	<u>7</u>	<u>8</u>	<u>9</u>		<u>R</u>	<u>H</u>	<u>E</u>
FSU	6	1	0	1	1	0	0	0	0	-	9	11	2
ASU	0	1	3	1	0	1	0	1	3	-	10	12	0

W: Bresnehan (1-0); L: Lynch (1-2); S: None

HR: Curtis (1)

Time: 3:08 Attendance: 3,220 Record: 2-0

HIGHLIGHTS: For the second straight game, ASU pulled off the unbelievable, scoring three runs in the bottom of the ninth inning to earn a 10-9 victory over Florida State. Freshman Colin Curtis was 3-for-5 with four RBI, a solo home run and a two-run double in the ninth that tied the game at 9-9. Classmate Joe Persichina also had three hits, including the game-winner with a single to score Curtis with two outs in the ninth. After spotting FSU a 6-0 lead after the first, ASU's pitching calmed down to limit the Seminoles to only two runs over the final six innings. Sophomore Erik Averill gave up one run in five innings and freshman Pat Bresnehan picked up the win.

GAME 3

#10 SUN DEVILS 12, #18 Florida State 6

Feb. 8, 2004 at Packard Stadium

	1	2	3	4	5	6	7	8	9		R	H	E
FSU	0	0	1	0	0	3	2	0	0	-	6	9	2
ASU	3	0	0	4	1	1	3	0	x	-	12	10	1

W: Urquidez (1-0); L: Sauls (0-1); S: Andes (1)

HR: None

Time: 3:29 Attendance: 3,386 Record: 3-0

HIGHLIGHTS: Sophomore Travis Buck was 3-for-3 with four RBI and starting pitcher Jason Urquidez registered nine strikeouts in five innings to lead the No. 10 Sun Devils to a series sweep over Florida State with a 12-6 win Sunday in front of 3,386 at Packard Stadium. Dustin Pedroia also added two doubles and three runs scored as the Devils earned their first ever sweep of the Seminoles and are off to a 3-0 start for the third straight year. Urquidez, a JC transfer from Central Arizona College, struck out five of the first eight batters he faced and went on to scatter six hits and allow only one run in five innings. Freshmen Josh Blake and Quentin Andes combined for eight strikeouts in the final four innings. Andes earned the save, allowing only one hit in 2.1 IP.

GAME 4

#7 SUN DEVILS 13, CS Northridge 3

Feb. 13, 2004 at Surprise Stadium

	1	2	3	4	5	6	7	8	9		R	H	E
CSUN	0	1	1	0	0	0	1	0	0	-	3	4	4
ASU	1	0	0	1	0	1	3	7	x	-	13	13	3

W: Averill (1-0); L: Hochgesang (0-1); S: None

HR: None

Time: 3:20 Attendance: 892 Record: 4-0

HIGHLIGHTS: Junior shortstop Dustin Pedroia was 3-for-4 with a pair of doubles to lead ASU to a 13-3 victory over Cal State Northridge on Friday night in the third game of the 2004 Coca-Cola Surprise Spring Training Classic at Surprise Stadium. The Devils broke open a 3-3 game with a three-run seventh and a seven-run eighth. Colin Curtis added three hits and lefty reliever Erik Averill threw 2.2 innings of scoreless and hitless ball to pick up the victory.

GAME 5

#7 SUN DEVILS 11, Utah 0

Feb. 14, 2004 at Surprise Stadium

	<u>1</u>	<u>2</u>	<u>3</u>	<u>4</u>	<u>5</u>	<u>6</u>	<u>7</u>	<u>8</u>	<u>9</u>		<u>R</u>	<u>H</u>	<u>E</u>
Utah	0	0	0	0	0	0	0	0	0	-	0	5	2
ASU	3	0	2	2	4	0	0	0	x	-	11	12	0

W: Urquidez (2-0); L: Mackay (0-1); S: None

HR: None

Time: 2:40 Attendance: 813 Record: 5-0

HIGHLIGHTS: Jason Urquidez struck out seven in six scoreless innings and junior shortstop Dustin Pedroia was 3-for-4 with two RBI to lead the No. 7 Sun Devils to a 11-0 victory over Utah in the Coca-Cola Spring Training Classic at Surprise Stadium. Urquidez improved to 2-0 on the year with six masterful innings. Pedroia extended his hitting streak to five game and has four consecutive multi-hit games after his 3-for-4 performance. Travis Buck was 2-for-2 with three runs scored and also had two walks.

GAME 6

Oklahoma 6, #7 SUN DEVILS 0

Feb. 15, 2004 at Surprise Stadium

	<u>1</u>	<u>2</u>	<u>3</u>	<u>4</u>	<u>5</u>	<u>6</u>	<u>7</u>	<u>8</u>	<u>9</u>		<u>R</u>	<u>H</u>	<u>E</u>
OKLA	1	0	0	0	0	3	0	0	2	-	6	9	0
ASU	0	0	0	0	0	0	0	0	0	-	0	4	1

W: Purcey (1-0); L: Cassa (0-1); S: None

HR: Thornton (1)

Time: 2:41 Attendance: 1,370 Record: 5-1

HIGHLIGHTS: Oklahoma starting pitcher David Purcey allowed only one hit in seven shutout innings and combined with closer Jarod McAuliff to shut out No. 7 Arizona State for the first time in 506 games. The Sooners defeated the Sun Devils 6-0 on Sunday to close out the second annual Coca-Cola Spring Training Classic at Surprise Stadium. The Devils saw their NCAA record consecutive games scoring streak come to an end after having not been shutout since April 7, 1995 against USC. ASU had combined to go 338-167-1 during the streak, topping the previous NCAA record of 349 set by Coastal Carolina. ASU also suffered its first loss of the year to fall to 5-1.

GAME 7

#7 SUN DEVILS 10, Gonzaga 7

Feb. 16, 2004 at Packard Stadium

	<u>1</u>	<u>2</u>	<u>3</u>	<u>4</u>	<u>5</u>	<u>6</u>	<u>7</u>	<u>8</u>	<u>9</u>		<u>R</u>	<u>H</u>	<u>E</u>
GU	0	4	3	0	0	0	0	0	0	-	7	11	3
ASU	7	0	0	1	1	0	0	1	x	-	10	12	4

W: Bresnehan (2-0); L: Monroe (0-1); S: Zinicola (1)

HR: None

Time: 3:00 Attendance: 2,172 Record: 6-1

HIGHLIGHTS: Dustin Pedroia had three doubles and freshman relief pitcher Pat Bresnehan had seven strikeouts in five innings to lead the No. 7 Sun Devils to a 10-7 non-conference victory over the Gonzaga Bulldogs Monday night at Packard Stadium. Bresnehan was impressive in his fourth stint of the early season. The hard-throwing right-hander struck out seven and allowed only four hits in five shutout innings to improve to 2-0 on the season. Classmate Zechry Zinicola scattered two hits and struck out four over the final two innings to pick up his first collegiate save.

GAME 8

Lamar 5, #7 SUN DEVILS 4

Feb. 20, 2004 at Reckling Park

	<u>1</u>	<u>2</u>	<u>3</u>	<u>4</u>	<u>5</u>	<u>6</u>	<u>7</u>	<u>8</u>	<u>9</u>		<u>R</u>	<u>H</u>	<u>E</u>
ASU	2	1	0	0	0	0	0	1	0	-	4	9	2
LU	0	0	0	2	1	0	0	2	x	-	5	9	0

W: Stutes (2-0); L: Zinicola (0-1); S: None

HR: Pedroia (1)

Time: 2:32 Attendance: 3,108 Record: 6-2

HIGHLIGHTS: A two-run double by designated hitter Nick Klusaw in the bottom of the eighth inning gave the Lamar Cardinals a 5-4 victory over No. 7 Arizona State Friday afternoon at Reckling Park in the first day of the Coca-Cola Classic. ASU took a 4-3 lead after its half of the eighth, when freshman center fielder Colin Curtis stole home with two outs. Freshman closer Zechry Zinicola surrendered both runs in the eighth to take the loss and fall to 1-1 on the year. Dustin Pedroia was 3-for-5 with a solo home run for the Sun Devils in the loss.

GAME 9

#7 SUN DEVILS 7, Memphis 0

Feb. 21, 2004 at Reckling Park

	1	2	3	4	5	6	7	8	9		R	H	E
MEM	0	0	0	0	0	0	0	0	0	-	0	2	1
ASU	3	0	0	1	0	2	1	0	x	-	7	9	0

W: Cassa (1-1); L: Hankins (0-1); S: Blake (1)

HR: Curtis (2), Persichina (1)

Time: 2:25 Attendance: 3,405 Record: 7-2

HIGHLIGHTS: Arizona State freshman starting pitcher Pat Cassa struck out nine in six scoreless innings to life the No. 7 Sun Devils to a 7-0 victory over Memphis Saturday night in the second day of the Coca-Cola Classic at Reckling Park. Junior All-American shortstop Dustin Pedroia led the offense going 3-for-4 with two RBI and freshman Colin Curtis and Joe Persichina each hit solo home runs. Freshman left-hander Josh Blake closed out the win with three scoreless innings to pick up the save.

GAME 10

#7 SUN DEVILS 3, #1 Rice 1

Feb. 22, 2004 at Reckling Park

	1	2	3	4	5	6	7	8	9		R	H	E
ASU	0	0	0	0	0	2	0	1	0	-	3	5	2
Rice	0	0	0	0	0	0	0	0	1	-	1	3	1

W: Urquidez (3-0); L: Niemann (0-1); S: None

HR: Buck (1)

Time: 2:30 Attendance: 3,604 Record: 8-2

HIGHLIGHTS: Arizona State starting pitcher Jason Urquidez threw a complete-game three-hitter as the No. 7 Sun Devils beat the No. 1 and defending national champion Rice Owls 3-1 Sunday afternoon at a rainy Reckling Park. Sophomore right fielder Travis Buck drove in all three runs for the Devils, including a two-run homer in the sixth inning that broke open a scoreless game. The Sun Devils improve to 8-2 on the year and is a perfect 4-0 against ranked opponents. Rice drops to 5-2 on the year. Urquidez limited the Owls to only three hits and the only run came with two outs in the bottom of the ninth inning. He struck out seven and walked only two to improve to 3-0 on the year.

GAME 11

#7 SUN DEVILS 4, #16 Arizona 0

Feb. 24, 2004 at Packard Stadium

	<u>1</u>	<u>2</u>	<u>3</u>	<u>4</u>	<u>5</u>	<u>6</u>	<u>7</u>	<u>8</u>	<u>9</u>		<u>R</u>	<u>H</u>	<u>E</u>
ARIZ	0	0	0	0	0	0	0	0	0	-	0	3	2
ASU	2	2	0	0	0	0	0	0	x	-	4	9	1

W: Bordes (1-0); L: Guyette (1-2); S: Bresnehan (1)

HR: None

Time: 2:49 Attendance: 2,748 Record: 9-2

HIGHLIGHTS: Arizona State starting pitcher Brett Bordes had 10 strikeouts in six scoreless innings to lead the No. 7 Sun Devils to a 4-0 victory over rival No. 16 Arizona in front of 2,748 Tuesday night at Packard Stadium. With its 10th straight victory at Packard Stadium, ASU improved to 9-2 overall and is a perfect 5-0 record against ranked opponents this year. Bordes scattered three hits and three walks in a career-high six innings. He registered a career-high 10 strikeouts to pick up his second career victory. Freshman right-hander Pat Bresnehan struck out five in three scoreless innings to pick up his first save. ASU's nine-hit attack was paced by another multi-hit game from Dustin Pedroia. Pedroia went 3-for-4 with a pair of doubles and is now hitting .543 (25-for-46) with 10 doubles. Jeff Larish notched his second multi-hit game of the year going 2-for-5 with an RBI. Freshman Joe Persichina gave ASU all the runs they would need with a two-out, two-run single in the bottom of the first inning.

GAME 12

#7 SUN DEVILS 18, UConn 2

Feb. 27, 2004 at Packard Stadium

	<u>1</u>	<u>2</u>	<u>3</u>	<u>4</u>	<u>5</u>	<u>6</u>	<u>7</u>	<u>8</u>	<u>9</u>		<u>R</u>	<u>H</u>	<u>E</u>
UConn	0	0	0	0	0	0	1	1	0	-	2	3	2
ASU	3	1	7	0	3	0	0	3	x	-	18	21	0

W: Mousser (1-0); L: Hourigan (0-1); S: None

HR: Curtis (3), Cook (1)

Time: 3:16 Attendance: 2,163 Record: 10-2

HIGHLIGHTS: Arizona State starting pitcher Jeff Mousser recorded five no-hit innings and the No. 7 Sun Devil offense unloaded for season highs with 18 runs and 21 hits in an 18-2 victory over Connecticut Friday evening at Packard Stadium. Chris Cook was 4-for-4 with four RBI with two doubles and capped his career night with a two-run home run in the bottom of the eighth inning.



Sun Devil Baseball 2004

Game-by-Game Capsules:

GAME 13

#7 SUN DEVILS 16, UConn 5

Feb. 28, 2004 at Packard Stadium

	1	2	3	4	5	6	7	8	9		R	H	E
UConn	0	0	0	1	4	0	0	0	0	-	5	7	0
ASU	0	0	5	0	6	3	0	2	x	-	16	17	1

W: Bresnahan (3-0); L: James (0-1); S: None

HR: Curtis (4), Pedroia (2), Zinicola (1)

Time: 3:14 Attendance: 2,385 Record: 11-2

HIGHLIGHTS: Arizona State's Dustin Pedroia hit a grand slam home run and Travis Buck tied a school record with four doubles to lead the No. 7 Sun Devils to a decisive 16-5 victory over the University of Connecticut Saturday afternoon at Packard Stadium. Buck hit doubles in the first, third, fourth and sixth innings to tie the single-game school record held by three other Sun Devils. The sophomore right fielder finished 4-for-5 with four RBI. Pat Bresnahan picked up the win with four scoreless innings to improve to 3-0 on the year.

GAME 14

#7 SUN DEVILS 18, UConn 11

Feb. 29, 2004 at Packard Stadium

	1	2	3	4	5	6	7	8	9		R	H	E
UConn	1	0	0	0	0	0	3	3	4	-	11	16	0
ASU	0	6	6	3	3	0	0	0	x	-	18	15	1

W: Urquidez (4-0); L: Tucci (0-1); S: None

HR: Buck (2), Larish (1)

Time: 2:54 Attendance: 2,400 Record: 12-2

HIGHLIGHTS: Arizona State sophomore right fielder Travis Buck went 5-for-5 with eight RBI to lead the No. 7 Sun Devils to a series-sweeping 18-11 victory over the UConn Sunday afternoon at Packard Stadium. The Sun Devils won their sixth straight overall and 16th straight at Packard dating back to last season. The Devils out-scored UConn 52-18 in the series and combined to hit .442 (53-for-120) against the Huskies. UConn falls to 0-3 to start the 2004 campaign. Buck fell just a triple short of his second career cycle, tabbing three singles, a double, his second homer of the season and a walk in the contest. He finished the series 10-for-12 (.833) with six runs, five doubles and 13 RBI. Starting pitcher Jason Urquidez picked up the victory to improve to 4-0 in a predetermined three-inning start.

GAME 15

#6 SUN DEVILS 7, #18 East Carolina 6

March 5, 2004 at Packard Stadium

	1	2	3	4	5	6	7	8	9		R	H	E
ECU	1	0	0	0	0	4	0	1	0	-	6	10	1
ASU	1	1	0	0	0	0	0	5	x	-	7	9	1

W: Andes (1-0); L: Flye (1-1); S: Bresnahan (2)

HR: Buck (3), Zinicola (2), Gosewisch (1)

Time: 2:39 Attendance: 2,552 Record: 13-2

HIGHLIGHTS: ASU freshman designated hitter Zechry Zinicola hit a two-run home run to cap a five-run eighth inning to lead the No. 6 Sun Devils to a 7-6 come-from-behind victory over No. 18 East Carolina. Hot hitting sophomore Travis Buck started the rally with a run-scoring single and Jeff Larish plated two with a single to right field. Zinicola then blasted his second home run of the year to put ASU up 7-6. Freshman Pat Bresnahan recorded a 1-2-3 ninth inning for his second save of the year and made a winner of classmate Quentin Andes (0.2 IP, 0 R). Buck continued his torrid streak by going 3-for-4 with two runs scored and two RBI.

GAME 16

#6 SUN DEVILS 6, #18 East Carolina 4

March 6, 2004 at Packard Stadium

	<u>1</u>	<u>2</u>	<u>3</u>	<u>4</u>	<u>5</u>	<u>6</u>	<u>7</u>	<u>8</u>	<u>9</u>		<u>R</u>	<u>H</u>	<u>E</u>
ECU	0	0	1	2	0	1	0	0	0	-	4	6	3
ASU	0	1	1	1	1	0	1	1	x	-	6	7	1

W: Urquidez (5-0); L: Harrell (2-1); S: Bresnahan (3)

HR: Buck (4), Pedroia (3)

Time: 2:54 Attendance: 2,567 Record: 14-2

HIGHLIGHTS: Arizona State right fielder Travis Buck hit a solo home run in the bottom of the seventh inning that proved to be the game winner as the No. 6 Sun Devils won their eighth straight in a 6-4 victory over No. 18 East Carolina. Buck homered for the third straight game to extend his hitting streak to five games. Jason Urquidez (5-0) pitched seven solid innings to pick up the win and Pat Bresnahan locked down the victory with his third save of the season. Freshman Joe Persichina was 2-for-2 with two runs scored and an RBI. Short-stop Dustin Pedroia added his third home run of the year.

GAME 17

#6 SUN DEVILS 7, #18 East Carolina 5

March 7, 2004 at Packard Stadium

	<u>1</u>	<u>2</u>	<u>3</u>	<u>4</u>	<u>5</u>	<u>6</u>	<u>7</u>	<u>8</u>	<u>9</u>		<u>R</u>	<u>H</u>	<u>E</u>
ECU	0	0	0	1	0	3	0	0	1	-	5	9	1
ASU	3	0	1	0	1	1	0	1	x	-	7	13	0

W: Andes (2-0); L: Brooks (1-1); S: Cassa (1)

HR: Buck (5)

Time: 3:05 Attendance: 2,842 Record: 15-2

HIGHLIGHTS: The Devils finished off a three-game sweep of the No. 18 East Carolina Pirates with a 7-5 victory. ASU scored three in the first and jumped out to a 5-1 lead before holding on to win its ninth straight. Travis Buck homered in the fourth straight game and Tuffy Gosewisch and Joe Persichina were each perfect at the plate going 3-for-3. Senior Nick Walsh was 2-for-3 with a season-high three RBI. Freshman starter Zechry Zinicola was solid through three scoreless innings in his first career start, but left with a groin in jury. Four newcomer pitchers sealed the win, with freshman Pat Cassa picking up the save giving up two runs and four hits over the final 3.1 innings.

GAME 18

#11 Tulane 5, #5 SUN DEVILS 3

March 12, 2004 at Packard Stadium

	1	2	3	4	5	6	7	8	9		R	H	E
TUL	2	0	0	0	3	0	0	0	0	-	5	9	2
ASU	0	0	0	0	0	0	1	0	2	-	3	4	2

W: Mohl (4-0); L: Mousser (1-1); S: Latham (2)

HR: Buck (6)

Time: 2:52 Attendance: 2,827 Record: 15-3

HIGHLIGHTS: ASU had a pair of costly errors and squandered some early scoring opportunities as the No. 11 Tulane Green Wave held off the No. 5 Sun Devils 5-3 in a non-conference victory Friday night at Packard Stadium. The Devils had their season-high nine-game win streak come to an end to drop to 15-3 on the year. Additionally, ASU had a 19-game win streak at Packard Stadium snapped and lost for the first time in nine games to a ranked opponent this season. Jeff Mousser (1-1) took the loss and Erik Averill was impressive out of the bullpen with 4.2 perfect innings. Limited to only four hits, the Devils couldn't produce a timely hit by leaving seven of nine runners on base in scoring position. Travis Buck was 2-for-3 with a pair of walks to extend his hitting streak to seven games and hit a home run in his fifth straight game.

GAME 19

#5 SUN DEVILS 11, #11 Tulane 3

March 13, 2004 at Packard Stadium

	1	2	3	4	5	6	7	8	9		R	H	E
TUL	0	0	0	0	0	1	2	0	0	-	3	8	3
ASU	2	0	0	4	1	1	2	1	x	-	11	13	1

W: Urquidez (6-0); L: Crowl (3-1); S: None

HR: Pedroia (4), Larish (2)

Time: 3:16 Attendance: 2,650 Record: 16-3

HIGHLIGHTS: Dustin Pedroia went 4-for-4 with a career-high five RBI to lead the No. 5 Sun Devils to a convincing 11-3 victory over No. 11 Tulane Saturday afternoon at Packard Stadium. The Devils never trailed in the game, as Pedroia (Woodland, Calif.) jump-started the ASU offense with a leadoff home run in the bottom of the first inning. Junior starting pitcher Jason Urquidez kept his perfect record intact to improve to 6-0. The right-hander allowed four hits and one run in five and two-thirds innings while striking out five. Four of his six wins have come against nationally ranked opponents.

GAME 20

#5 SUN DEVILS 5, #11 Tulane 1

March 14, 2004 at Packard Stadium

	<u>1</u>	<u>2</u>	<u>3</u>	<u>4</u>	<u>5</u>	<u>6</u>	<u>7</u>	<u>8</u>	<u>9</u>		<u>R</u>	<u>H</u>	<u>E</u>
TUL	0	0	0	0	0	0	1	0	0	-	1	6	1
ASU	0	0	1	1	0	0	2	1	x	-	5	11	1

W: Averill (2-0); L: Hahn (3-1); S: Bresnahan (4)

HR: None

Time: 2:55 Attendance: 3,005 Record: 17-3

HIGHLIGHTS: Dustin Pedroia and Nick Walsh each had two hits and four Sun Devil pitchers combined to limit the No. 11 Tulane Green Wave to only six hits in a 5-1 victory. The win sealed the series victory for the Sun Devils (17-3). Starting pitcher Brett Bordes struck out six in 4.1 innings and sophomore Erik Averill followed with 2.1 quality innings to pick up the win.

GAME 21

#5 SUN DEVILS 3, #33 Oklahoma State 2

March 16, 2004 at Packard Stadium

	<u>1</u>	<u>2</u>	<u>3</u>	<u>4</u>	<u>5</u>	<u>6</u>	<u>7</u>	<u>8</u>	<u>9</u>		<u>R</u>	<u>H</u>	<u>E</u>
OKST	0	0	2	0	0	0	0	0	0	-	2	8	1
ASU	1	0	0	0	2	0	0	0	x	-	3	10	2

W: Andes (3-0); L: Rew (3-1); S: Bresnahan (5)

HR: None

Time: 2:41 Attendance: 3,253 Record: 18-3

HIGHLIGHTS: Arizona State freshmen pitchers Pat Cassa, Quentin Andes and Pat Bresnahan combined for a dominating pitching performance to lift the No. 5 Sun Devils to a 3-2 victory No. 33 Oklahoma State Tuesday night in front of 3,253 at Packard Stadium. ASU's trio of freshman pitchers took on and defeated Oklahoma State's best pitcher in senior right-hander Daniel Rew. Andes picked up the win with three scoreless innings and Bresnahan earned his fifth save. Zechry Zinicola was 2-for-3 with two RBI and Jeff Larish was 3-for-3 to lead the Devils at the plate. Junior SS Dustin Pedroia also recorded his 60th career double.

GAME 22

#5 SUN DEVILS 16, #33 Oklahoma State 6

March 17, 2004 at Packard Stadium

	1	2	3	4	5	6	7	8	9		R	H	E
OKST	2	1	0	0	0	2	1	0	0	-	6	12	3
ASU	1	0	4	4	1	2	2	2	x	-	16	19	1

W: Blake (1-0); L: Grogan (4-1); S: None

HR: None

Time: 3:20 Attendance: 3,024 Record: 19-3

HIGHLIGHTS: The Sun Devils pounded out 19 hits by 11 different players en route to a 16-6 pounding of No. 33 Oklahoma State to complete a two-game midweek sweep of the Cowboys. Jeff Larish was 3-for-6 with a pair of doubles and four RBI to lead the ASU offense. Dustin Pedroia (2-for-3, 3 R) added his 12th multi-hit game of the year. Freshman Josh Blake earned his first career win with three innings out of the bullpen. ASU scored in every inning but the second and had a pair of four-run frames in the third and fourth innings to erase an early 3-1 deficit. For the fifth straight game, ASU defeated a previously unbeaten starting pitcher as OSU's Spencer Grogan suffered the loss to fall to 4-1 on the year.

GAME 23

California 9, #5 SUN DEVILS 7

March 19, 2004 at Packard Stadium

	<u>1</u>	<u>2</u>	<u>3</u>	<u>4</u>	<u>5</u>	<u>6</u>	<u>7</u>	<u>8</u>	<u>9</u>		<u>R</u>	<u>H</u>	<u>E</u>
CAL	1	1	0	1	0	5	0	1	0	-	9	13	2
ASU	3	1	0	0	3	0	0	0	0	-	7	11	1

W: Johnson (1-0); L: Andes (3-1); S: Brown (1)

HR: None

Time: 3:09 Attendance: 2,766 Record: 19-4

HIGHLIGHTS: California scored six unanswered runs and exploded for five runs in the sixth inning en route to a 9-7 victory over ASU in the Pac-10 opener for both schools. The Devils had a 7-4 lead, but Cal battled back and took the lead with the five-run sixth. Erik Averill gave up five runs on five hits in 2.2 innings and freshman Quentin Andes took the loss giving up the game-winning run in the sixth. Dustin Pedroia led the Devils at the plate going 4-for-5 with a pair of runs scored and hit his 14th double of the season. Zechry Zinicola was also 2-for-5 with two RBI. ASU left 13 men on base in the contest, including the bases loaded twice.

GAME 24

California 20, #5 SUN DEVILS 8

March 20, 2004 at Packard Stadium

	1	2	3	4	5	6	7	8	9		R	H	E
CAL	0	3	2	2	13	0	0	0	0	-	20	19	0
ASU	0	0	3	1	0	2	2	0	0	-	8	13	3

W: Read (1-0); L: Urquidez (6-1); S: Swanson (1)

HR: Cadena (1), Cook (2)

Time: 3:39 Attendance: 2,231 Record: 19-5

HIGHLIGHTS: The Cal Golden Bears scored 13 runs in the fifth inning en route to a 20-8 victory over the No. 5 Arizona State Sun Devils Saturday afternoon in Pac-10 Baseball action at Packard Stadium. California jumped out to an early 7-4 lead behind a four-run second and a pair of two-run frames in the third and fourth inning. The three-run margin would be as close as the Sun Devils would get as Cal sent 18 batters to the plate in the 13-run fifth inning. The 13 runs given up by the Sun Devils tied the school record set in 1997 against UCLA. Dustin Pedroia was 1-for-3 with a double and Nick Cadena and Chris Cook each hit a HR.



Sun Devil Baseball 2004

Game-by-Game Capsules:

GAME 25

#5 SUN DEVILS 8, California 4

March 21, 2004 at Packard Stadium

	1	2	3	4	5	6	7	8	9	R	H	E
CAL	1	0	0	0	1	0	0	0	2	-	4	12 2
ASU	1	0	5	1	0	1	0	0	x	-	8	10 2

W: Zinicola (2-1); L: Crist (2-4); S: None

HR: Asanovich (1)

Time: 2:56 Attendance: 2,735 Record: 20-5

HIGHLIGHTS: Joel Bocchi and Josh Asanovich each had three RBI and freshman starting pitcher was solid through seven innings to lead the No. 5 Arizona State Sun Devils to a 8-4 victory over California Sunday afternoon in Pac-10 Baseball action at Packard Stadium. Zinicola earned the win scattering six hits and two runs in a career-long seven-inning outing. He struck out five and walked one to improve to 2-1 on the year. Bocchi finished 1-for-4 with three RBI and had several key at-bats for the Devils. Asanovich broke open a 3-1 game with a three-run home run as part of the five-run third frame.

GAME 26

Washington 11, #8 SUN DEVILS 1

March 26, 2004 at Packard Stadium

	1	2	3	4	5	6	7	8	9	R	H	E
UW	1	2	0	2	0	2	1	3	-	11	13	1
ASU	0	0	0	0	1	0	0	0	-	1	7	1

W: Lincecum (3-0); L: Urquidez (6-2); S: None

HR: None

Time: 2:54 Attendance: 3,336 Record: 20-6

HIGHLIGHTS: Washington freshman starting pitcher Tim Lincecum struck out eight and allowed only one run over seven innings to lift the Huskies to a 11-1 victory over No. 8 Arizona State Sun Devils Friday night in front of 3,336 at Packard Stadium. ASU starter Jason Urquidez recorded the loss in his second straight outing to fall to 6-2 on the year. He gave up five runs (three earned) on five hits in four and a third innings. He walked four and struck out six. ASU was out-hit 13-7 in the contest and received multi-hit games from freshman third baseman Seth Dhaenens (2-for-3, 2B, R) and junior catcher Tuffy Gosewisch (2-for-3).

GAME 27

#8 SUN DEVILS 9, Washington 4

March 27, 2004 at Packard Stadium

	1	2	3	4	5	6	7	8	9	R	H	E
UW	1	1	0	0	2	0	0	0	-	4	5	2
ASU	1	1	5	0	0	0	2	0	x	-	9	10 0

W: Bordes (2-0); L: Everitt (3-2); S: Andes (2)

HR: Pedroia (5)

Time: 2:49 Attendance: 2,588 Record: 21-6

HIGHLIGHTS: Nick Walsh went 2-for-4 with two RBI as the Sun Devils scored nine two-out runs to beat the Washington Huskies 9-4 Saturday afternoon in Pac-10 baseball action at Packard Stadium. ASU starting pitcher Brett Bordes recovered from early wildness to hold the potent Husky lineup to four hits and four runs over six innings. Freshman reliever Quentin Andes earned the save, finishing off the victory by allowing only one hit in three scoreless innings. Tuffy Gosewisch was also 2-for-3 with two runs scored and Joe Persichina added his sixth multi-hit game by going 2-for-4. Junior shortstop Dustin Pedroia smashed his fifth home run of the year and 10th of his career to extend his hitting streak to nine games.

GAME 28

Washington 8, #8 SUN DEVILS 6

March 28, 2004 at Packard Stadium

	1	2	3	4	5	6	7	8	9	R	H	E
UW	0	0	0	2	0	0	4	0	2	-	8	8 2
ASU	0	2	1	0	0	2	1	0	0	-	6	10 3

W: Fenton (3-2); L: Bresnehan (3-1); S: None

HR: Buck (7), Cadena (2)

Time: 3:15 Attendance: 2,761 Record: 21-7

HIGHLIGHTS: Washington left fielder Zach Clem hit a grand slam in the seventh inning and broke a 6-6 tie with a two-run single in the ninth to give the Huskies a 8-6 come-from-behind victory over the No. 8 Arizona State Sun Devils Sunday afternoon at Packard Stadium. Both of Clem's hits came of ASU freshman closer Pat Bresnehan (3-1). Dustin Pedroia had three hits for the Sun Devils (21-7, 2-4 Pac-10), including his Pac-10 leading 16th double. Travis Buck and Nick Cadena also homered in the loss as ASU fell to 2-4 after six Pac-10 home contests.

GAME 29

#10 SUN DEVILS 10, USC 3

April 2, 2004 at Packard Stadium

	1	2	3	4	5	6	7	8	9	R	H	E
USC	0	0	0	0	0	0	0	0	3	-	3	8 1
ASU	1	0	0	0	3	0	6	0	x	-	10	17 0

W: Urquidez (7-2); L: Kennedy (4-1); S: None

HR: None

Time: 3:11 Attendance: 2,687 Record: 22-7

HIGHLIGHTS: Arizona State starting pitcher Jason Urquidez turned in a dominating performance in 8.1 innings and catcher Tuffy Gosewisch had a clutch two-out, three-run double in the fifth to help lead the No. 10 Sun Devils to a 10-3 victory over USC Friday night in Pac-10 Baseball action at Packard Stadium. Nick Walsh led the 17-hit attack by going 4-for-5 with three runs scored. Jeff Larish was also 3-for-5 and Dustin Pedroia extended his hitting streak to 11 games with a two-run single in the seventh. ASU improved to 6-1 after a loss and gave head coach Pat Murphy his 700th career victory at the Division I level.

GAME 30

USC 14, #10 SUN DEVILS 5

April 3, 2004 at Packard Stadium

	1	2	3	4	5	6	7	8	9	R	H	E
USC	0	1	0	2	0	6	0	0	5	-	14	14 1
ASU	2	1	0	2	0	0	0	0	0	-	5	12 2

W: Wentworth (2-2); L: Averill (2-1); S: Friedman (3)

HR: Asanovich (2)

Time: 3:44 Attendance: 2,692 Record: 22-8

HIGHLIGHTS: Leading 5-3 after five innings, the Devils gave up 11 unanswered runs, all with two outs, as the USC Trojans rallied for a 14-5 victory. Baron Frost had a key three-run double in the six-run sixth and added a three-run homer in the ninth. ASU got three hits from senior second baseman Nick Walsh and a solo home run from junior third baseman Josh Asanovich. Sophomore lefty Erik Averill gave up three runs in 2.2 innings to record the loss. Dustin Pedroia went 0-for-5 to snap his 11-game hitting streak.

GAME 31

USC 10, #10 SUN DEVILS 3

April 4, 2004 at Packard Stadium

	1	2	3	4	5	6	7	8	9	R	H	E
USC	2	0	0	3	3	0	2	0	0	-	10	15 1
ASU	0	0	0	2	1	0	0	0	0	-	3	8 0

W: Butler (3-1); L: Mousser (1-2); S: None

HR: None

Time: 3:08 Attendance: 2,681 Record: 22-9

HIGHLIGHTS: The Sun Devils dropped their third straight home Pac-10 series to fall to 3-6 in league play. USC sophomore catcher Jeff Clement hit a two-run home run in the first inning en route to a 4-for-5 performance in the game. ASU left 10 men on base, including stranding the bases loaded in the fifth inning. Starter Jeff Mousser was roughed up for five hits and five runs in four innings. USC reliever Bret Butler picked up the win limiting the Sun Devils to three hits in 4-2 scoreless innings. Senior second baseman Nick Walsh was 3-for-4 to finish the series 10-for-14.

GAME 32

#24 Oral Roberts 9, #15 SUN DEVILS 7

April 8, 2004 at Packard Stadium

	1	2	3	4	5	6	7	8	9	R	H	E
ORU	1	0	0	1	0	0	0	3	4	-	9	14 2
ASU	0	0	2	4	1	0	0	0	0	-	7	8 2

W: Bigley (6-1); L: Bresnehan (3-2); S: Ramsey (2)

HR: None

Time: 3:25 Attendance: 2,231 Record: 22-10

HIGHLIGHTS: The Arizona State bullpen combined to give up seven runs over the final two innings to let a 7-2 lead slip away in a 9-7 non-conference loss to the No. 24 (NCBWA) Oral Roberts Golden Eagles Thursday night at Packard Stadium. ASU led 7-2 before the Golden Eagles rallied to score three two-out runs in the eighth and four runs in the top of the ninth. Freshman closer Pat Bresnehan (Sherborn, Mass.) surrendered six of the runs and two ASU errors proved to be costly as the Devils lost for the third straight time. Oral Roberts out-hit ASU 14-8, hitting all singles in their sixth straight win. Joe Persichina had a three-run triple for the Sun Devils and Seth Dhaenens and Tuffy Gosewisch each had two hits. The Devils used a season-high seven pitchers, including six freshman.

GAME 33

#15 SUN DEVILS 5, #24 Oral Roberts 1

April 9, 2004 at Packard Stadium

	1	2	3	4	5	6	7	8	9	R	H	E
ORU	0	0	0	0	1	0	0	0	0	-	1	6 1
ASU	0	2	0	0	3	0	0	0	x	-	5	11 0

W: Urquidez (8-2); L: Recio (0-1); S: None

HR: Gosewisch (2)

Time: 2:39 Attendance: 2,334 Record: 23-10

HIGHLIGHTS: Jason Urquidez scattered five hits and one run in seven strong innings to lead the No. 15 Sun Devils to a 5-1 victory over No. 24 Oral Roberts Friday night at Packard Stadium. Junior catcher Tuffy Gosewisch plated the only runs ASU would need in the game with a two-run home run in the second inning. The victory snapped a season-high three-game losing streak for the Devils (longest since start of 2002 season) and improved their record to 23-10 overall. ASU also gained its 11th victory over a ranked opponent this season. Oral Roberts had its six-game win streak come to an end to fall to 25-7. Seth Dhaenens (2-for-3), Jeff Larish (2-for-4) and Nick Walsh (2-for-4) added multi-hit games in the victory for the Sun Devils.

GAME 34

#24 Oral Roberts 6, #15 SUN DEVILS 5

April 10, 2004 at Packard Stadium

	1	2	3	4	5	6	7	8	9	R	H	E
ORU	0	3	0	0	1	0	2	0	0	-	6	11 0
ASU	0	0	0	0	2	1	0	0	2	-	5	12 2

W: Sorrow (5-1); L: Mousser (1-3); S: Ramsey (3)

HR: Lex (8), Bigley (7)

Time: 3:14 Attendance: 2,157 Record: 23-11

HIGHLIGHTS: The Sun Devils rallied for two runs in the bottom of the ninth inning, but stranded the tying run in scoring position to lose its fourth straight series in a 6-5 loss to No. 24 Oral Roberts Saturday afternoon at Packard Stadium. The loss, which featured a rare 54-minute rain delay in the seventh inning, was ASU's eighth in the last 12 games to drop its overall season record to 23-11. Junior right-hander Ty Marotz had his best outing of the year, striking out four and allowed only one hit in 2.1 innings. Josh Asanovich led ASU going 3-for-3 with two runs scored and fell a home run short of hitting for the cycle.

GAME 35

#21 SUN DEVILS 9, Arizona 5

April 12, 2004 at Packard Stadium

	1	2	3	4	5	6	7	8	9	R	H	E
ARIZ	0	4	0	0	0	1	0	0	0	-	5	11 0
ASU	1	0	3	1	0	1	1	2	x	-	9	12 2

W: Cassa (2-1); L: Mills (0-1); S: Zinicola (2)

HR: None

Time: 3:59 Attendance: 2,308 Record: 24-11

HIGHLIGHTS: Shortstop Dustin Pedroia had three hits and freshman relievers Pat Cassa and Zechry Zinicola combined to strike out eight batters in the final 3.1 innings to give the No. 21 Sun Devils a 9-5 non-conference victory over the Arizona Wildcats. The bullpen stepped up to shut down the Wildcats with sophomore Erik Averill (Orange, Calif.), Cassa (Cypress, Calif.) and Zinicola (San Bernardino, Calif.) combining to give up one run in the final seven innings. Cassa (2-1) picked up the win with three strikeouts in 1.2 scoreless innings and Zinicola earned his second save of the year with five strikeouts in 1.2 innings.

GAME 36

#21 SUN DEVILS 12, UCLA 4

April 16, 2004 at Jackie Robinson Stadium

	1	2	3	4	5	6	7	8	9		R	H	E
ASU	0	0	0	2	2	0	6	2	0	-	12	14	0
UCLA	0	0	0	0	0	0	1	3	0	-	4	7	2

W: Mousser (2-3); L: Beck (2-3); S: None

HR: None

Time: 3:05 Attendance: 450 Record: 25-11

HIGHLIGHTS: Arizona State junior shortstop Dustin Pedroia went 4-for-5 and starting pitcher Jeff Mousser threw seven innings of one-run ball to lead the No. 21 Sun Devils to a 12-4 victory over UCLA Friday night in Pac-10 Baseball action at Jackie Robinson Stadium. The game also featured a baseball oddity, with the Devils recording a triple play in the bottom of the seventh inning. Nick Walsh (2-for-4), Tuffy Gosewisch (2-for-2) and Colin Curtis (2-for-5, 2 RBI) added multi-hit games for the Devils.



Sun Devil Baseball 2004

Game-by-Game Capsules:

GAME 37

#21 SUN DEVILS 4, UCLA 3

April 17, 2004 at Jackie Robinson Stadium

	1	2	3	4	5	6	7	8	9	R	H	E
ASU	0	0	0	0	0	0	3	0	1	-	4	10
UCLA	0	0	0	3	0	0	0	0	0	-	3	8

W: Zinicola (3-1); L: Rustich (3-1); S: None

HR: McMillan (4)

Time: 3:07 Attendance: 568 Record: 26-11

HIGHLIGHTS: Arizona State freshman Zechry Zinicola had the game-winning sacrifice fly and threw 1.1 perfect innings to earn the win on the mound, leading the No. 21 Sun Devils to a 4-3 come-from-behind victory over the UCLA Bruins Saturday afternoon in Pac-10 Baseball action at Jackie Robinson Stadium. Zinicola struck out two in 1.1 perfect innings to improve to 3-1 on the season. He combined with sophomore lefty Erik Averill to retire the last 15 batters in a row. Averill was flawless out of relief of starter Jason Urquidez (4.0 IP, 8 H, 3 R, 2 K), throwing 3.2 perfect innings. Senior Nick Walsh (Alamo, Calif.) drilled two-run double in the three-run seventh to tie the game.

GAME 38

UCLA 11, #21 SUN DEVILS 10

April 18, 2004 at Jackie Robinson Stadium

	1	2	3	4	5	6	7	8	9	R	H	E
ASU	0	0	0	4	0	3	1	1	1	-	10	7
UCLA	1	0	4	0	4	0	0	2	x	-	11	11

W: Brophy (4-0); L: Zinicola (3-2); S: None

HR: McCarthy 2 (8), Denove (3)

Time: 3:46 Attendance: 657 Record: 26-12

HIGHLIGHTS: UCLA shortstop Ryan McCarthy went 5-for-5 with a pair of home runs to lead the Bruins to a wild 11-10 victory over the No. 21 Arizona State Sun Devils Sunday afternoon in Pac-10 Baseball action at Jackie Robinson Stadium. McCarthy's second blast, a two-run shot to straight-away center field off freshman Zechry Zinicola, proved to be the game winner in the eighth inning after the Sun Devils tied the game at 9-9 in the top half of the inning. ASU made several comebacks in the game, trailing 5-1 and 9-4 before pulling even at 9-9. The Devils also rallied in the ninth to pull to within one run at 11-10 with a sacrifice fly by Dustin Pedroia, but Colin Curtis was thrown out on the play trying to advance to third base on the play to end the game. Jeff Larish (2-4, 3 RBI) and Travis Buck (2-4, 2B) led ASU's offense.

GAME 39

#18 SUN DEVILS 17, Washington State 5

April 23, 2004 at Bailey-Brayton Field

	1	2	3	4	5	6	7	8	9	R	H	E
ASU	3	2	2	10	0	0	0	0	0	-	17	17
WSU	2	0	0	0	0	1	0	1	1	-	5	9

W: Mousser (3-3); L: MacKenzie (5-4); S: None

HR: Pedroia (6), Cook (3), Rubin (4)

Time: 2:55 Attendance: 703 Record: 27-12

HIGHLIGHTS: The Sun Devils scored 17 runs in the first four innings, including a 10-run fourth inning, en route to a commanding 17-5 victory over Washington State Friday afternoon in Pac-10 baseball action at Bailey-Brayton Field. Senior starting pitcher Jeff Mousser (Tempe, Ariz.) led the Devils to the victory, earning the complete-game win to improve to 3-3 on the season. ASU scored its 17 runs by way of 17 hits. Joe Persichina had a career-high four hits (4-for-5) and scored two runs.

GAME 40

#18 SUN DEVILS 5, Washington State 2

April 24, 2004 at Bailey-Brayton Field

	1	2	3	4	5	6	7	8	9	R	H	E
ASU	0	0	2	0	0	0	0	2	1	-	5	10
WSU	0	0	0	0	1	1	0	0	0	-	2	8

W: Zinicola (4-2); L: Daman Jr. (2-3); S: None

HR: Buck (8)

Time: 2:55 Attendance: 882 Record: 28-12

HIGHLIGHTS: The Sun Devils scored three runs over the final two innings to break open a 2-2 game and seal the series victory with a 5-2 win over Washington State. For the second straight Saturday, Zechry Zinicola got the win on the mound and knocked in the game-winning run with a sacrifice fly. Zinicola gave up one hit in 2.2 scoreless innings and went 1-for-4 at the plate, including hitting a sacrifice fly with no outs and runners on second and third in the top of the eighth inning. Dustin Pedroia, Travis Buck (HR) and Jeff Larish each went 2-for-5 to lead the offense.

GAME 41

Washington State 8, #18 SUN DEVILS 4

April 25, 2004 at Bailey-Brayton Field

	1	2	3	4	5	6	7	8	9	R	H	E
ASU	0	2	1	1	0	0	0	0	0	-	4	10
WSU	1	0	1	1	0	5	0	0	x	-	8	7

W: Alwert (4-1); L: Averill (2-2); S: None

HR: None

Time: 2:39 Attendance: 843 Record: 28-13

HIGHLIGHTS: Washington State first baseman Grant Richardson capped a five-run sixth inning with a three-run double to lead the Cougars to a come-from-behind 8-4 victory over No. 18 Arizona State Sunday afternoon at Bailey-Brayton Field. The victory spoiled ASU's chances for a series sweep, falling to 28-13 overall and 7-8 in Pac-10 play. Erik Averill was saddled with the tough-luck loss, giving up five runs (two unearned) and only five hits in five and a third innings. Josh Asanovich went 3-for-5 in the loss.

GAME 42

#18 SUN DEVILS 10, #7 Wichita State 9

April 27, 2004 at Eck Stadium

	1	2	3	4	5	6	7	8	9	R	H	E
ASU	1	0	3	0	4	0	1	1	0	-	10	14
WSU	3	4	1	0	0	0	0	0	1	-	9	10

W: Averill (3-2); L: Banick (2-3); S: Zinicola (3)

HR: Pedroia 2 (8), Larish (3), Asanovich (3)

Time: 3:15 Attendance: 4,521 Record: 29-13

HIGHLIGHTS: Arizona State shortstop Dustin Pedroia went 3-for-5 with two home runs as the No. 18 Sun Devils erased an early 7-1 deficit to record a thrilling 10-9 come-from-behind victory over No. 7 Wichita State. Trailing 7-1 after two innings, the Devils clubbed a season-high four home runs and used eight pitchers to shock the Shockers in one of the toughest environments to play in college baseball. Freshman Zechry Zinicola sealed the win giving up two hits in an inning of work for his third save.

GAME 43

#18 SUN DEVILS 4, #7 Wichita State 3

April 28, 2004 at Eck Stadium

	1	2	3	4	5	6	7	8	9	R	H	E
ASU	2	1	1	0	0	0	0	0	0	-	4	12
WSU	0	0	0	0	0	0	1	2	0	-	3	6

W: Mousser (4-3); L: Pelfrey (6-1); S: Zinicola (4)

HR: Sorensen (5)

Time: 2:43 Attendance: 4,370 Record: 30-13

HIGHLIGHTS: Senior Jeff Mousser gave up one unearned run in 6.1 innings to win his third straight decision in a 4-3 victory over No. 7 Wichita State Wednesday evening in front of 4,370 at Eck Stadium. The Sun Devils picked up their 30th win of the season while improving to 13-3 against ranked opponents. Freshman Zechry Zinicola nailed down the win with his fourth save of the year and his second in as many nights against the Shockers. ASU did all of its scoring in the first three innings, plating two in the first and one each in the second and third innings. Dustin Pedroia notched his 22nd multi-hit game of the year going 2-for-5 with a run scored and RBI. Travis Buck (2-for-5), Jeff Larish (2-for-5), Josh Asanovich (2-for-3 and Colin Curtis (2-for-4) added multi-hit games as the Devils out-hit the Shockers 12-6.

GAME 44

#14 SUN DEVILS 19, New Mexico State 2

May 3, 2004 at Packard Stadium

	1	2	3	4	5	6	7	8	9	R	H	E
NMSU	0	0	0	1	0	1	0	0	0	-	2	4
ASU	3	6	2	0	2	4	0	2	x	-	19	18

W: Urquidez (9-2); L: Pilon (0-1); S: Bordes (1)


HR: Curtis (5)

Time: 3:05 Attendance: 2,190 Record: 31-13

HIGHLIGHTS: Arizona State left fielder Jeff Larish was 4-for-6 and freshman center fielder Colin Curtis had a career-high five RBI as the No. 14 Sun Devils dominated New Mexico State 19-2. ASU pounded out 18 hits with 10 different players recording hits to improve to 31-13 overall and have now won eight of its last 10 games. Jason Urquidez held NMSU hitless through the first 3.2 innings before giving up a home run. He gained his ninth win while giving up only two hits and one run in five innings. Brett Bordes earned his first career save giving up two hits in the final four innings. Catcher Tuffy Gosewisch had four RBI to set a career high and Dustin Pedroia notched his 23rd multi-hit game.



Sun Devil Baseball 2004 -- Game by Game Statistics




AB-R-H-RBI Breakdown for Arizona State (as of May 11, 2004)

Opponent	Date	#15 ASANOVIC	#19 BOCCHI	#4 BUCK	#16 CADENA	#32 COOK	#9 CURTIS	#6 DHAENENS	#39 GOSEWISC	#11 LARISH	#17 MCKENNA	#2 PEDROIA	#10 PERSICHI	#60 SCHOENBE	#20 WALSH	#37 ZINICOLA
FSU	Feb 06	4-0-1-0	5-0-1-0	1-0-0-0	3-0-0-0	..Def..	4-0-2-2	3-0-0-0	5-1-2-0	4-0-0-0	4-1-1-0
FSU	Feb 07	3-1-0-1	4-1-0-0	1-0-0-0	5-3-3-4	..Def..	5-0-1-1	4-1-2-2	1-1-1-0	5-1-1-0	4-1-3-1	1-0-0-0	3-1-1-1
FSU	Feb 08	5-0-1-3	1-0-0-0	3-3-3-4	3-1-1-1	1-0-0-0	4-0-1-2	3-1-0-0	3-1-1-1	1-0-0-0	5-3-2-1	3-1-1-0
CSUN	Feb 13	4-1-0-1	4-2-2-1	3-0-1-2	1-0-0-0	1-1-1-2	4-3-3-1	1-1-0-0	4-1-1-0	4-1-1-0	1-0-0-0	4-2-3-1	3-0-0-1	..Def..
UTAH	Feb 14	3-1-1-0	2-2-1-2	2-3-2-0	1-0-0-0	1-0-1-0	3-0-0-0	0-0-0-0	2-1-1-2	4-0-1-2	1-0-0-0	4-3-3-2	3-1-1-0	1-0-0-0	2-0-0-0	1-0-0-0
OKLA	Feb 15	3-0-0-0	4-0-0-0	3-0-0-0	1-0-0-0	2-0-0-0	4-0-1-0	0-0-0-0	3-0-1-0	4-0-1-0	3-0-0-0	1-0-1-0	1-0-0-0
GU	Feb 16	3-0-1-0	4-1-1-0	4-1-1-0	1-0-0-0	2-1-1-1	..Def..	4-2-2-2	4-0-0-1	5-3-4-2	4-1-2-1	1-0-0-0
LAMAR	Feb 20	4-0-1-0	3-0-0-0	2-1-0-0	1-0-0-0	3-1-1-0	2-0-1-1	4-0-2-0	5-0-1-0	5-1-3-1	3-1-0-0
MEM	Feb 21	..Def..	4-1-1-0	1-0-0-0	4-1-2-2	1-1-0-0	4-1-2-0	5-0-0-0	..Def..	4-1-3-2	3-1-1-1	2-1-0-0	4-0-0-1
RICE	Feb 22	3-0-0-0	3-1-1-3	4-0-1-0	2-1-0-0	4-0-0-0	3-0-1-0	2-1-1-0	3-0-0-0	3-0-1-0
ARIZ	Feb 24	3-0-0-1	2-0-1-0	4-0-0-0	5-1-2-1	4-1-3-0	3-0-1-2	2-1-1-0	3-1-0-0
UCONN	Feb 27	3-0-1-0	2-0-1-0	2-3-1-1	3-2-3-0	4-1-4-4	3-1-1-4	3-0-0-0	2-1-1-0	4-2-2-4	3-2-2-3	6-2-1-0	1-0-0-0	1-0-0-0	1-2-1-1	3-0-1-1
UCONN	Feb 28	1-0-0-0	1-0-1-0	5-1-4-4	1-1-0-0	3-0-0-0	3-2-2-2	2-1-1-1	4-2-3-1	4-2-2-0	1-0-0-0	4-3-1-4	2-0-0-1	3-2-1-0	3-2-2-3
UCONN	Feb 29	2-4-2-4	0-0-0-0	5-2-5-8	6-0-0-0	4-2-2-0	3-1-1-0	1-4-0-0	2-3-1-0	5-1-1-2	0-0-0-0	3-1-1-2	..Def..	1-0-0-0	1-0-1-0
ECU	Mar 05	2-0-1-0	4-2-3-2	1-0-1-0	4-0-0-0	3-0-0-0	..Def..	4-1-1-1	3-1-1-2	3-1-1-0	1-0-0-0	3-1-1-2
ECU	Mar 06	3-1-1-1	2-0-0-0	2-1-0-0	3-0-0-0	3-0-1-1	2-0-0-0	4-2-1-1	2-2-2-1	2-0-1-1
ECU	Mar 07	3-0-0-0	3-1-1-2	4-2-1-0	3-0-2-0	3-0-3-2	5-0-1-0	..Def..	5-1-0-0	3-3-3-0	3-0-2-3
TULANE	Mar 12	2-0-1-0	3-1-2-2	1-0-0-0	3-0-0-0	3-1-0-0	3-0-0-0	4-0-0-1	2-0-0-0	3-1-0-0	4-0-0-0	3-0-1-0
TULANE	Mar 13	1-1-0-0	4-0-0-1	4-1-3-1	..Def..	3-1-1-0	4-2-1-0	5-0-2-1	4-2-2-3	4-3-4-5	4-0-0-0	4-1-0-0	1-0-0-0
TULANE	Mar 14	1-1-1-1	2-0-1-0	1-0-0-1	1-0-0-0	4-1-2-0	4-1-1-0	3-1-1-0	4-0-0-0	..Def..	4-1-2-1	3-0-1-0	3-0-2-2
OKST	Mar 16	0-0-0-0	3-2-0-0	1-0-0-0	3-0-0-0	3-0-1-0	4-0-0-0	3-1-3-0	5-0-2-0	3-0-2-1	4-0-0-0	4-0-2-2
OKST	Mar 17	5-1-2-1	4-2-2-2	6-2-2-1	1-0-0-0	4-2-2-1	3-1-2-2	5-1-1-1	3-1-1-1	6-2-3-4	3-1-1-0	3-3-2-0	..Def..	1-0-1-2
CAL	Mar 19	5-1-1-0	3-1-1-0	5-1-1-0	4-0-1-2	5-1-1-1	5-2-4-1	3-1-0-0	3-0-0-0	5-0-2-2
CAL	Mar 20	2-0-1-0	2-0-1-0	5-1-1-1	3-1-1-1	3-2-2-1	4-0-1-1	4-0-2-1	2-1-1-0	3-1-0-0	3-1-1-1	2-0-1-0	1-0-0-0	2-0-0-0	2-1-1-1
CAL	Mar 21	3-1-1-3	4-0-1-3	4-4-1-0	3-1-0-0	4-1-1-0	5-1-3-1	4-0-0-0	3-0-2-0Def..	4-0-1-0
WASH	Mar 26	3-0-0-0	2-0-0-1	1-0-0-0	1-0-0-0	3-0-0-0	3-1-2-0	3-0-2-0	4-0-1-0	4-0-1-0	2-0-0-0	4-0-1-0
WASH	Mar 27	3-1-0-0	1-0-0-0	..Def..	3-1-1-1	4-1-0-0	3-2-2-1	4-0-1-0	3-2-1-1	4-1-2-1	4-0-2-2	4-1-1-0
WASH	Mar 28	0-1-0-0	4-1-3-2	3-1-2-1	4-0-0-0	2-1-0-0	3-1-0-0	5-0-0-0	6-0-3-2	5-0-2-0	3-1-0-0
USC	Apr 02	1-0-0-0	1-0-1-1	4-0-1-0	3-0-2-0	3-2-2-0	2-1-1-0	4-1-1-3	5-2-3-1	0-0-0-0	5-1-1-2	1-0-0-0	5-3-4-1	4-0-1-1
USC	Apr 03	4-1-2-1	1-0-1-0	3-1-2-1	5-0-2-2	2-0-0-0	3-1-1-0	4-0-0-0	4-0-1-0	1-0-0-0	5-0-0-0	2-0-1-0	5-2-3-1
USC	Apr 04	4-0-2-0	1-0-0-0	5-0-1-1	3-0-1-2	1-1-0-0	3-0-0-0	1-0-0-0	3-0-0-0	2-1-0-0	2-0-0-0	4-1-1-0	1-0-0-0	4-0-3-0
ORU	Apr 08	4-1-1-0	4-0-1-2	4-0-0-0	3-1-2-1	4-1-2-0	4-1-0-0	1-0-0-0	4-0-1-0	3-2-1-3	3-1-0-0
ORU	Apr 09	4-0-0-1	4-0-1-0	4-1-1-0	3-1-2-0	3-1-2-2	4-0-2-0	2-0-0-1	2-1-1-0	4-1-2-0
ORU	Apr 10	3-2-3-0	4-0-2-0	4-0-2-2	3-0-0-0	2-0-0-0	1-0-0-0	4-1-1-0	4-0-0-0	4-2-2-1	1-0-0-0	4-0-2-1	1-0-0-1
ARIZ	Apr 12	2-1-1-2	2-0-0-0	2-2-1-1	2-0-0-1	4-0-0-0	3-0-1-1	4-1-1-0	1-0-1-1	5-1-3-1	4-2-2-0	4-2-2-1
UCLA	Apr 16	3-1-1-1	1-0-0-0	3-1-1-1	0-0-0-1	..Def..	5-0-2-2	4-1-0-0	2-2-2-2	5-1-1-2	5-2-4-0	4-2-1-1	4-2-2-0
UCLA	Apr 17	3-0-0-1	5-0-0-0	4-0-0-0	4-2-2-0	..Def..	3-0-2-0	4-1-1-0	4-0-2-0	5-1-3-0	4-0-1-2	0-0-0-1
UCLA	Apr 18	1-3-0-0	0-0-0-1	4-1-2-0	2-0-0-0	2-2-1-2	4-0-1-1	3-1-0-1	4-1-2-3	2-1-0-1	1-0-0-1	5-1-1-0	1-0-0-0
WSU	Apr 23	4-3-2-1	4-1-1-2	2-0-0-0	5-3-2-1	5-1-1-0	5-1-3-3	5-1-1-2	1-0-0-0	4-3-2-3	5-2-4-1	2-2-1-2
WSU	Apr 24	2-0-0-0	5-2-2-2	2-0-1-0	4-0-0-0	2-0-1-0	3-0-0-1	5-1-2-1	5-2-2-0	3-0-1-0	4-0-1-1
WSU	Apr 25	5-0-3-0	5-0-2-0	4-0-1-0	4-1-1-0	3-1-1-0	4-1-2-0	5-0-1-1	4-0-1-2	3-1-1-0
WICHITA	Apr 27	4-2-3-3	1-0-0-0	5-1-1-0	3-0-0-0	5-0-2-1	..Def..	4-0-2-2	4-1-2-2	5-3-3-2	1-0-0-0	4-0-0-0	2-3-1-0
WICHITA	Apr 28	3-1-2-1	5-1-2-0	3-0-0-0	4-1-2-0	..Def..	3-0-1-1	5-0-2-0	5-1-2-1	..Def..	4-0-1-0	5-0-0-0
NMSU	May 03	1-3-1-2	3-0-1-2	4-2-2-0	1-1-1-0	4-1-2-5	1-0-0-0	3-2-2-4	6-3-4-1	1-1-1-0	5-2-2-1	5-0-0-0	1-0-0-0	4-4-2-1
NMSU	May 04	2-1-1-1	4-1-1-0	1-0-0-0	3-1-1-0	3-1-1-2	3-0-1-0	3-1-0-0	4-0-1-1	2-0-0-1	3-1-1-1



Sun Devil Baseball 2004 -- Game by Game Statistics




IP-H-R-ER-BB-SO Breakdown for Arizona State (as of May 11, 2004)

Opponent	Date	#21 ANDES	#45 AVERILL	#41 BLAKE	#49 BORDES	#40 BRESNEHAN	#26 CASSA	#47 MAROTZ
Florida State	Feb 06
Florida State	Feb 07	5.0- 4- 1- 1- 3- 3	0.2- 4- 6- 6- 3- 2*	0.2- 0- 0- 0- 0- 0	2.0- 1- 1- 1- 1- 2	0.2- 2- 1- 1- 1- 0
Florida State	Feb 08	2.1- 1- 0- 0- 2- 4	1.2- 1- 2- 0- 3- 4	0.0- 1- 3- 3- 3- 0
CS Northridge	Feb 13	2.2- 0- 0- 0- 0- 3
Utah	Feb 14	2.0- 1- 0- 0- 0- 3
Oklahoma	Feb 15	1.1- 1- 1- 1- 1- 1	2.0- 3- 2- 2- 1- 3	0.1- 0- 0- 0- 0- 1	5.1- 5- 3- 3- 1- 2*
Gonzaga	Feb 16	2.0- 5- 7- 5- 2- 2*	5.0- 4- 0- 0- 1- 7
Lamar	Feb 20	2.2- 1- 0- 0- 0- 0
Memphis	Feb 21	3.0- 1- 0- 0- 0- 0	6.0- 1- 0- 0- 2- 9*
Rice	Feb 22
Arizona	Feb 24	6.0- 3- 0- 0- 3- 10*	3.0- 0- 0- 0- 1- 5
Connecticut	Feb 27	1.0- 1- 1- 1- 3- 2	1.0- 1- 0- 0- 1- 0	1.1- 1- 0- 0- 1- 1
Connecticut	Feb 28	1.0- 0- 0- 0- 1- 1	4.0- 2- 2- 0- 4- 5	4.0- 5- 3- 1- 3- 4*
Connecticut	Feb 29	2.0- 0- 0- 0- 1- 2	1.0- 6- 4- 4- 0- 0	1.0- 3- 3- 3- 0- 2
East Carolina	Mar 05	0.2- 1- 0- 0- 0- 0	2.0- 4- 3- 3- 0- 2	1.0- 0- 0- 0- 0- 1
East Carolina	Mar 06	2.0- 1- 0- 0- 0- 2
East Carolina	Mar 07	1.2- 2- 1- 1- 1- 2	0.2- 2- 2- 2- 0- 0	3.1- 4- 2- 2- 0- 2	0.1- 0- 0- 0- 0- 0
Tulane	Mar 12	4.2- 0- 0- 0- 0- 4
Tulane	Mar 13	2.2- 1- 0- 0- 1- 1	0.2- 3- 2- 2- 0- 0
Tulane	Mar 14	2.1- 2- 1- 1- 1- 1	4.1- 3- 0- 0- 3- 6*	2.0- 1- 0- 0- 0- 2
Oklahoma State	Mar 16	3.0- 2- 0- 0- 0- 2	1.2- 2- 0- 0- 0- 1	4.1- 4- 2- 0- 2- 4*
Oklahoma State	Mar 17	3.0- 4- 2- 2- 1- 1	3.0- 3- 1- 1- 1- 2
California	Mar 19	1.1- 3- 2- 2- 0- 1	2.2- 5- 5- 5- 0- 2	2.0- 1- 0- 0- 1- 1
California	Mar 20	4.1- 2- 0- 0- 3- 4	2.1- 6- 4- 4- 1- 1	0.1- 1- 3- 2- 2- 0	0.1- 1- 2- 1- 1- 0
California	Mar 21	2.0- 6- 2- 2- 0- 0
Washington	Mar 26	4.2- 8- 6- 6- 2- 3
Washington	Mar 27	3.0- 1- 0- 0- 0- 3	6.0- 4- 4- 4- 5- 6*
Washington	Mar 28	0.1- 1- 2- 2- 0- 0	2.2- 4- 4- 3- 0- 2	2.0- 0- 0- 0- 1- 0
USC	Apr 02	0.2- 1- 0- 0- 0- 0
USC	Apr 03	0.0- 2- 2- 1- 1- 0	2.2- 4- 3- 3- 1- 0	1.1- 2- 1- 1- 3- 1*	1.2- 2- 2- 2- 2- 0
USC	Apr 04	0.1- 4- 3- 3- 0- 0	2.0- 3- 0- 0- 0- 2	2.2- 3- 2- 2- 1- 3
Oral Roberts	Apr 08	0.0- 0- 0- 0- 0- 2	3.1- 8- 2- 2- 0- 2*	0.0- 0- 1- 0- 0- 0	1.1- 3- 6- 3- 4- 2	1.2- 1- 0- 0- 0- 2	0.2- 0- 0- 0- 0- 0
Oral Roberts	Apr 09
Oral Roberts	Apr 10	1.2- 4- 2- 2- 1- 2	2.1- 1- 0- 0- 1- 4
Arizona	Apr 12	3.2- 4- 1- 1- 2- 4	2.0- 5- 4- 4- 3- 1*	1.2- 0- 0- 0- 0- 3
UCLA	Apr 16	0.2- 2- 3- 3- 4- 1	1.1- 0- 0- 0- 0- 2
UCLA	Apr 17	3.2- 0- 0- 0- 0- 2
UCLA	Apr 18	0.1- 1- 0- 0- 0- 1	0.2- 0- 3- 3- 4- 2	1.0- 1- 1- 1- 0- 1	1.1- 3- 4- 4- 1- 1	1.2- 1- 1- 1- 3- 2*
Washington State	Apr 23
Washington State	Apr 24
Washington State	Apr 25	5.1- 5- 5- 3- 3- 2*	0.2- 1- 3- 3- 3- 1	2.0- 1- 0- 0- 0- 2
Wichita State	Apr 27	1.1- 2- 1- 1- 0- 1	2.0- 0- 0- 0- 0- 1	0.2- 1- 0- 0- 0- 0	2.2- 1- 0- 0- 3- 4	0.0- 2- 4- 4- 2- 0	0.1- 1- 3- 2- 2- 0*
Wichita State	Apr 28
New Mexico State	May 03	4.0- 2- 1- 1- 1- 3
New Mexico State	May 04	1.2- 0- 0- 0- 0- 4	0.1- 3- 1- 1- 0- 0	1.0- 2- 1- 1- 1- 2	1.0- 0- 0- 0- 0- 1



Sun Devil Baseball 2004 -- Game by Game Statistics

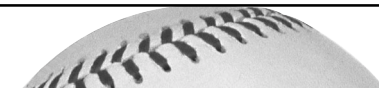


IP-H-R-ER-BB-SO Breakdown for Arizona State (as of May 11, 2004)

Opponent	Date	#35 MOUSSER	#34 URQUIDEZ	#50 WEBB	#37 ZINICOLA
Florida State	Feb 06	7.0- 3- 1- 1- 1- 3*	2.0- 1- 0- 0- 1- 2
Florida State	Feb 07
Florida State	Feb 08	5.0- 6- 1- 1- 3- 9*
CS Northridge	Feb 13	6.1- 4- 3- 1- 1- 6*
Utah	Feb 14	6.0- 3- 0- 0- 2- 7*	1.0- 1- 0- 0- 1- 1
Oklahoma	Feb 15
Gonzaga	Feb 16	2.0- 2- 0- 0- 0- 4
Lamar	Feb 20	4.1- 6- 3- 3- 1- 3*	1.0- 2- 2- 2- 1- 1
Memphis	Feb 21
Rice	Feb 22	9.0- 3- 1- 1- 2- 7*
Arizona	Feb 24
Connecticut	Feb 27	5.0- 0- 0- 0- 3- 2*	0.2- 0- 1- 1- 3- 2
Connecticut	Feb 28
Connecticut	Feb 29	3.0- 3- 1- 1- 1- 1*	2.0- 4- 3- 2- 2- 2
East Carolina	Mar 05	5.1- 5- 3- 3- 5- 1*
East Carolina	Mar 06	7.0- 5- 4- 3- 3- 4*
East Carolina	Mar 07	3.0- 1- 0- 0- 1- 3*
Tulane	Mar 12	4.1- 9- 5- 3- 1- 3*
Tulane	Mar 13	5.2- 4- 1- 1- 5- 5*
Tulane	Mar 14	0.1- 0- 0- 0- 0- 0
Oklahoma State	Mar 16
Oklahoma State	Mar 17	1.0- 1- 0- 0- 0- 0	2.0- 4- 3- 3- 2- 2*
California	Mar 19	3.0- 4- 2- 2- 2- 1*
California	Mar 20	1.1- 4- 3- 3- 2- 0*	0.1- 5- 8- 1- 2- 0
California	Mar 21	7.0- 6- 2- 2- 1- 5*
Washington	Mar 26	4.1- 5- 5- 3- 4- 6*
Washington	Mar 27
Washington	Mar 28	4.0- 3- 2- 1- 1- 3*
USC	Apr 02	8.1- 7- 3- 3- 6- 7*
USC	Apr 03	0.0- 0- 1- 1- 0- 0	3.1- 4- 5- 5- 1- 2
USC	Apr 04	4.0- 5- 5- 5- 0- 2*
Oral Roberts	Apr 08	0.0- 1- 0- 0- 1- 0	2.0- 1- 0- 0- 0- 0
Oral Roberts	Apr 09	7.0- 5- 1- 1- 2- 6*	2.0- 1- 0- 0- 1- 2
Oral Roberts	Apr 10	5.0- 6- 4- 3- 3- 3*
Arizona	Apr 12	1.2- 2- 0- 0- 0- 5
UCLA	Apr 16	7.0- 5- 1- 1- 2- 2*
UCLA	Apr 17	4.0- 8- 3- 3- 0- 2*	1.1- 0- 0- 0- 0- 2
UCLA	Apr 18	3.0- 5- 2- 2- 0- 3
Washington State	Apr 23	9.0- 9- 5- 5- 3- 0*
Washington State	Apr 24	6.1- 7- 2- 2- 1- 4*	2.2- 1- 0- 0- 0- 3
Washington State	Apr 25
Wichita State	Apr 27	1.0- 1- 1- 1- 2- 1	1.0- 2- 0- 0- 0- 1
Wichita State	Apr 28	6.1- 2- 1- 0- 4- 5*	1.1- 3- 2- 2- 1- 2	1.1- 1- 0- 0- 0- 1
New Mexico State	May 03	5.0- 2- 1- 1- 2- 7*
New Mexico State	May 04	4.0- 5- 0- 0- 2- 1*	1.0- 1- 0- 0- 0- 0



Sun Devil Baseball 2004 -- Career/Season Statistics



Player	SEASON													CAREER												
	AVG	GP-GS	AB	R	H	2B	3B	HR	RBI	BB	HBP	SO	SB-ATT	AVG	GP-GS	AB	R	H	2B	3B	HR	RBI	BB	HBP	SO	SB-ATT
2 Dustin Pedroia...	.412	45-45	187	60	77	22	0	8	41	35	5	10	5-10	.388	171-171	720	194	279	69	5	13	138	95	16	42	13-26
15 Josh Asanovich...	.367	36-28	98	30	36	7	1	3	27	16	9	12	4-6	.367	36-28	98	30	36	7	1	3	27	16	9	12	4-6
39 Tuffy Gosewisch...	.355	45-44	152	31	54	12	0	2	38	27	2	26	0-1	.322	134-101	335	78	108	21	0	4	81	53	11	57	2-3
4 Travis Buck.....	.343	45-45	169	47	58	12	0	8	49	37	8	28	8-10	.333	111-110	408	106	136	25	3	12	95	72	19	56	20-24
20 Nick Walsh.....	.342	38-31	111	24	38	6	0	0	20	18	5	7	5-9	.306	179-92	385	106	118	18	1	1	67	91	25	42	14-24
10 Joe Persichina...	.331	43-34	118	23	39	5	1	1	19	17	5	13	3-4	.331	43-34	118	23	39	5	1	1	19	17	5	13	3-4
32 Chris Cook.....	.324	31-14	68	17	22	6	0	3	11	6	2	24	1-1	.324	31-14	68	17	22	6	0	3	11	6	2	24	1-1
9 Colin Curtis.....	.309	44-44	152	32	47	10	0	5	31	29	5	29	8-10	.309	44-44	152	32	47	10	0	5	31	29	5	29	8-10
19 Joel Bocchi.....	.302	25-14	53	8	16	3	0	0	12	9	9	11	0-0	.295	85-44	166	28	49	11	1	2	36	26	14	39	1-1
11 Jeff Larish.....	.302	43-43	179	31	54	16	0	3	37	27	0	41	3-7	.338	142-140	541	142	183	38	5	24	156	134	6	102	6-13
37 Zechry Zinicola...	.281	22-16	64	15	18	5	0	2	19	10	1	19	0-0	.281	34-20	64	15	18	5	0	2	19	10	1	19	0-0
6 Seth Dhaenens....	.250	36-23	76	22	19	2	0	0	5	21	0	17	2-6	.250	36-23	76	22	19	2	0	0	5	21	0	17	2-6
16 Nick Cadena.....	.234	30-10	64	8	15	2	0	2	10	2	1	14	1-1	.245	73-29	163	24	40	5	0	8	39	10	2	38	2-2

17 Ryan McKenna.....	.240	22-3	25	6	6	1	1	0	4	4	0	6	0-0	.268	91-33	157	34	42	5	2	1	27	29	4	33	4-6
60 Garrett Schoenber	.000	7-0	5	0	0	0	0	0	0	0	0	1	0-0	.077	16-0	13	0	1	0	0	0	0	0	0	4	0-0
26 Pat Cassa.....	.000	3-0	1	0	0	0	0	0	0	0	0	0	0-0	.000	20-4	1	0	0	0	0	0	0	0	0	0	0-0
50 Travis Webb.....	.000	1-0	1	0	0	0	0	0	0	0	0	1	0-0	.000	8-0	1	0	0	0	0	0	0	0	0	1	0-0
51 Joe Cosentino....	.000	1-0	1	0	0	0	0	0	0	0	0	0	0-0	.000	1-0	1	0	0	0	0	0	0	0	0	0	0-0
49 Brett Bordes.....	.000	1-0	0	1	0	0	0	0	0	0	0	0	0-0	.000	38-5	0	2	0	0	0	0	0	0	0	0	0-0
Totals.....	.325	45-45	1558	360	506	110	3	37	327	263	53	269	40-66													
Opponents.....	.260	45-45	1515	241	394	57	9	33	222	198	37	337	37-52													

(All games Sorted by Earned run avg)

Player	ERA	W-L	APP	GS	CG	SHO/CBO	SV	IP	H	R	ER	BB	SO	ERA	W-L	APP	GS	CG	SHO/CBO	SV	IP	H	R	ER	BB	SO	
34 Jason Urquidez...	3.15	9-2	15	13	1	0/1	0	74.1	66	29	26	36	68	3.15	9-2	15	13	1	0/1	0	74.1	66	29	26	36	68	
35 Jeff Mousser.....	3.44	5-3	13	13	1	0/0	0	70.2	63	33	27	28	32	3.44	5-3	13	13	1	0/0	0	70.2	63	33	27	28	32	
37 Zechry Zinicola..	3.61	4-2	18	4	0	0/0	4	42.1	41	19	17	11	41	3.61	4-2	18	4	0	0/0	4	42.1	41	19	17	11	41	
45 Erik Averill.....	5.10	3-2	19	3	0	0/0	0	54.2	56	35	31	16	36	4.22	11-4	39	18	0	0/3	0	140.2	143	76	66	35	97	

47 Ty Marotz.....	4.76	0-0	13	2	0	0/1	0	17.0	15	11	9	10	18	4.76	0-0	13	2	0	0/1	0	17.0	15	11	9	10	18	
21 Quentin Andes....	5.23	3-1	15	0	0	0/0	2	20.2	22	13	12	11	21	5.23	3-1	15	0	0	0/0	2	20.2	22	13	12	11	21	
40 Pat Bresnehan....	5.26	3-2	20	1	0	0/1	5	37.2	38	28	22	25	41	5.26	3-2	20	1	0	0/1	5	37.2	38	28	22	25	41	
26 Pat Cassa.....	5.50	2-1	17	4	0	0/1	1	37.2	37	28	23	18	32	5.50	2-1	17	4	0	0/1	1	37.2	37	28	23	18	32	
41 Josh Blake.....	6.32	1-0	10	0	0	0/1	1	15.2	20	14	11	12	11	6.32	1-0	10	0	0	0/1	1	15.2	20	14	11	12	11	
49 Brett Bordes.....	6.75	2-0	10	5	0	0/1	1	28.0	28	21	21	24	34	4.98	3-1	37	5	0	0/3	1	56.0	49	33	31	52	61	
50 Travis Webb.....	8.10	0-0	7	0	0	0/1	0	3.1	8	10	3	7	3	8.10	0-0	7	0	0	0/1	0	3.1	8	10	3	7	3	

Totals.....	4.48	32-13	45	45	2	3/3	14	402.0	394	241	200	198	337														
Opponents.....	7.25	13-32	45	45	0	1/1	6	381.1	506	360	307	263	269														



Sun Devil Baseball 2004

Position Players 2003 Single Game and Career Highs

#2 Dustin Pedroia, SS (Woodland, Calif.)

Category	2004 Best	Career Best (last)
At Bats	6 - 2x (WASH; 3/28)	7 (UCLA; 4/18/03)
Runs	3 - 6x (WST; 4/27)	4 (WASH; 5/18/03)
Hits	4 - 3x (UCLA; 4/16)	4 - 6x (UCLA; 4/16/04)
RBI	5 (TUL; 3/13)	Same
BB	3 - 2x (UCLA; 4/18)	3 - 3x (UCLA; 4/18/04)
SB	1 - 3x (Cal; 3/19)	1 - 11x (Cal; 3/19/04)
2B	4 (GU; 2/16)	Same
HR	2 (WST; 4/27)	Same
Hit Streak	10 games	22 games

#4 Travis Buck, OF (Richland, Wash.)

Category	2004 Best	Career Best (last)
At Bats	6 (OKST; 3/17)	7 (BYU; 2/7/03)
Runs	4 (Cal; 3/21)	Same
Hits	5 (UConn; 2/29)	5 - 2x (2/29/04)
RBI	8 (UConn; 2/29)	Same
BB	3 (FSU; 2/8)	Same
SB	1 - 6x (OKST; 3/17)	2 - 2x (SUU; 2/7/03)
2B	4 (UConn; 2/28)	Same
HR	1 - 8x (WSU; 4/24)	1 - 11x (WSU; 4/24/04)
Hit Streak	7 games	7 games

#6 Seth Dhaenens, INF (Chandler, Ariz.)

Category	2004 Best	Career Best (last)
At Bats	5 - 2x (Cal; 3/19)	Same
Runs	4 (UConn; 2/29)	Same
Hits	2 - 5x (ORU; 4/9)	Same
RBI	1 - 3x (Cal; 3/20)	Same
BB	3 - 2x (WASH; 3/28)	Same
SB	1	Same
2B	1 (LU; 2/20)	Same
HR	None	None
Hit Streak	6 games	None

#9 Colin Curtis, OF (Issaquah, Wash.)

Category	2004 Best	Career Best (last)
At Bats	5 - 3x (WST; 4/27)	Same
Runs	3 - 2x (CSUN; 2/13)	Same
Hits	3 - 3x (Cal; 3/21)	Same
RBI	5 (NMSU; 5/3)	Same
BB	3 (UConn; 2/28)	Same
SB	2 (LU; 2/20)	Same
2B	2 (Cal; 3/21)	Same
HR	1 - 4x (UConn; 2/28)	Same
Hit Streak	9 games	Same

#10 Joe Persichina, INF (Rollings Hills Estates, Calif.)

Category	2004 Best	Career Best (last)
At Bats	5 - 2x (NMSU; 5/3)	Same
Runs	3 (ECU; 3/7)	Same
Hits	4 (WSU; 4/23)	Same
RBI	3 (ORU; 4/8)	Same
BB	2 - 2x (ECU; 3/7)	Same
SB	1 - 3x (NMSU; 5/4)	Same
2B	2 (ECU; 3/7)	Same
3B	1 (ORU; 4/8)	Same
HR	1 (MEM; 2/21)	Same
Hit Streak	3 games	Same

#11 Jeff Larish, OF (Tempe, Ariz.)

Category	2004 Best	Career Best (last)
At Bats	6 - 2x (NMSU; 5/3)	6 - 6x (NMSU; 5/3/04)
Runs	3 (NMSU; 5/3)	4 (PORT; 5/15/02)
Hits	4 (NMSU; 5/3)	4 - 4x (NMSU; 5/3/04)
RBI	4 - 2x (OKST; 3/17)	9 (SDSU; 1/26/03)
BB	3 (FSU; 2/8)	4 (WSU; 4/27/03)
SB	1 - 3x (NMSU; 5/4)	1 - 6x (NMSU; 5/4/04)
2B	2 (OKST; 3/17)	4 (ARIZ; 5/25/03)
HR	1 - 3x (WST; 4/27)	2 (SDSU; 1/26/03)
Hit Streak	10 games	17 games

#14 Frank Mesa, INF (Yuma, Ariz.)

Category	2004 Best	Career Best (last)
At Bats	4 - 2x (ARIZ; 2/24)	6 - 2x (BYU; 2/7/03)
Runs	2 (FSU; 2/8)	3 - 2x (SUU; 2/7/03)
Hits	2 (UConn; 2/27)	4 (BYU; 2/7/03)
RBI	1 - 4x (ECU; 3/6)	3 - 3x (WSU; 4/25/03)
BB	1 - 5x	3 (GU; 2/17/03)
SB	None	1 - 2x (Wichita State; 3/18/03)
2B	1 (CSUN; 2/13)	1 - 6x (UCLA; 4/18/03)
HR	None	1 (BYU; 2/7/03)
Hit Streak	2 games	5 games

#15 Josh Asanovich, INF (Gold Canyon, Ariz.)

Category	2004 Best	Career Best (last)
At Bats	5 - 4x (WST; 4/27)	Same
Runs	4 (UConn; 2/29)	Same
Hits	3 - 3x (WST; 4/27)	Same
RBI	4 (UConn; 2/29)	Same
BB	3 - 2x (NMSU; 5/3)	Same
SB	2 (Arizona; 4/12)	Same
2B	2 (UConn; 2/29)	Same
HR	1 - 3x (WST; 4/27)	Same
Hit Streak	6 games	Same

#16 Nick Cadena, OF (Glendale, Ariz.)

Category	2004 Best	Career Best (last)
At Bats	6 (UConn; 2/29)	6 - 2x (UConn; 2/29/04)
Runs	1 - 3x (TUL; 3/13)	3 - 2x (USC; 5/19/02)
Hits	3 - 2x (TUL; 3/13)	3 - 5x (TUL; 3/13/04)
RBI	2 - 2x (USC; 4/4)	5 (USC; 5/19/02)
BB	1 (UConn; 2/28)	1 - 7x (UConn; 2/28/04)
SB	1 (FSU; 2/8)	1 - 2x (FSU; 2/8/04)
2B	1 (USC; 4/3)	1 - 3x (UHH; 1/19/03)
HR	1 - 2x (WASH; 3/28)	2 - 2x (USC; 5/19/02)
Hit Streak	2 games	4 games

#17 Ryan McKenna, OF (Elgin, Ill.)

Category	2004 Best	Career Best (last)
At Bats	3 - 2x (Cal; 3/20)	6 (Tenn; 5/2/01)
Runs	2 (UConn; 2/27)	3 (UCLA; 4/14/02)
Hits	2 (UConn; 2/27)	2 - 8x (UConn; 2/27/04)
RBI	3 (UConn; 2/27)	3 - 2x (UConn; 2/27/04)
BB	1 - 2x	2 - 2x (Nevada; 5/16/01)
SB	None	1 - 3x (OKST; 3/10/02)
2B	1 (FSU; 2/7)	1 - 5x (FSU; 2/7/04)
HR	None	1 (UNLV; 4/1/02)
Hit Streak	1 game	4 games



Sun Devil Baseball 2004

Position Players/Pitchers Single-Game and Career Highs

#19 Joel Bocchi, C/DH (Phoenix, Ariz.)

Category	2004 Best	Career Best (last)
At Bats	4 - 5x (Cal; 3/21)	5 (UHH; 1/17/03)
Runs	2 - 3x (OKST; 3/17)	2 - 3x (OKST; 3/17/04)
Hits	2 - 3x (ORU; 4/10)	4 (UHH; 1/17/03)
RBI	3 (Cal; 3/21)	3 - 4x (Cal; 3/21/04)
BB	2 - 2x (ECU; 3/7)	Same
SB	None	1 (UHH; 1/17/03)
2B	1 - 3x (Cal; 3/21)	1 - 7x (Cal; 3/21)
HR	None	1 - 2x (BYU; 2/8/03)
Hit Streak	6 games	6 games

#20 Nick Walsh, 2B/UTL (Alamo, Calif.)

Category	2004 Best	Career Best (last)
At Bats	5 (USC; 4/2)	6 - 2x (OSU; 5/14/03)
Runs	3 (USC; 4/2)	5 (WSU; 4/27/03)
Hits	4 (USC; 4/2)	6 (WSU; 4/27/03)
RBI	3 (ECU; 3/7)	7 (WSU; 4/27/03)
BB	2 (ORU; 4/8)	4 (UCLA; 5/19/01)
SB	1 (USC; 4/2)	1 - 9x (UNLV; 6/1/03)
2B	1 - 6x (WST; 4/28)	3 (WSU; 4/27/03)
HR	None	1 (WSU; 4/13/01)
Hit Streak	5 games	8 games

#27 Taylor Holiday, UTL (Laguna Niguel, Calif.)

Category	2004 Best	Career Best (last)
At Bats	---	None
Runs	---	None
Hits	---	None
RBI	---	None
BB	---	None
SB	---	None
2B	---	None
HR	---	None
Hit Streak	---	None

#32 Chris Cook, 1B (Mesa, Ariz.)

Category	2004 Best	Career Best (last)
At Bats	5 (WSU; 4/23)	Same
Runs	2 - 2x (OKST; 3/17)	Same
Hits	4 (UConn; 2/27)	Same
RBI	4 (UConn; 2/27)	Same
BB	2 (USC; 4/4)	Same
SB	1 (UConn; 2/29)	Same
2B	2 (UConn; 2/27)	Same
HR	1 - 3x (WSU; 4/23)	Same
Hit Streak	3 games	Same

#37 Zechry Zinicola, DH (San Bernadino, Calif.)

Category	2004 Best	Career Best (last)
At Bats	5 (WST; 4/28)	Same
Runs	4 (NMSU; 5/3)	Same
Hits	2 - 2x (OKST; 3/16)	Same
RBI	3 (UConn; 2/29)	Same
BB	3 (WST; 4/27)	Same
SB	None	None
2B	2 (NMSU; 5/3)	None
HR	1 - 2x (ECU; 3/5)	Same
Hit Streak	6 games	Same

#39 Tuffy Gosewisch, C (Scottsdale, Ariz.)

Category	2004 Best	Career Best (last)
At Bats	5 - 2x (WSU; 4/23)	5 - 5x (WSU; 4/23/04)
Runs	3 (UConn; 2/29)	Same
Hits	3 - 2x (ECU; 3/7)	3 - 4x (ECU; 3/7/04)
RBI	4 (NMSU; 5/3)	Same
BB	2 - 4x (NMSU; 5/3)	2 - 7x (NMSU; 5/3/04)
SB	None	1 - 2x (OKLA; 4/30/03)
2B	2 (FSU; 2/6)	2 - 2x (FSU; 2/6/04)
HR	1 - 2x (ORU; 4/9)	1 - 4x (ORU; 4/9/04)
Hit Streak	6 games	8 games

#21 Quentin Andes, RHP (Albuquerque, N.M.)

Category	2004 Best	Career Best (last)
Innings	3.0 - 2x (WASH; 3/27)	Same
Runs Allowed	3 (USC; 4/4)	Same
ER Allowed	3 (USC; 4/4)	Same
K's	4 - 2x (NMSU; 5/4)	Same
BB	3 (UConn; 2/27)	Same
Hits Allowed	4 (USC; 4/4)	Same
WP	None	None
HBP	1 - 3x (USC; 4/3)	Same
Pitches	44 (FSU; 2/8)	Same

#26 Pat Cassa, LHP (Cypress, Calif.)

Category	2004 Best	Career Best (last)
Innings	6.0 (Memphis; 2/21)	Same
Runs Allowed	4 (WST; 4/27)	Same
ER Allowed	4 (WST; 4/27)	Same
K's	9 (Memphis; 2/21)	Same
BB	3 (UConn; 2/28)	Same
Hits Allowed	5 - 2x (UConn; 2/28)	Same
WP	None	None
HBP	None	None
Pitches	91 (Memphis; 2/21)	Same

#34 Jason Urquidez, RHP (Simi Valley, Calif.)

Category	2004 Best	Career Best (last)
Innings	9.0 (Rice; 2/22)	Same
Runs Allowed	5 (WASH; 3/26)	Same
ER Allowed	3 - 4x (USC; 4/2)	Same
K's	9 (FSU; 2/8)	Same
BB	6 (USC; 4/2)	Same
Hits Allowed	8 (UCLA; 4/17)	Same
WP	1 - 2x (ORU; 4/9)	Same
HBP	2 (WSU; 4/24)	Same
Pitches	141 (USC; 4/2)	Same


#35 Jeff Mousser, RHP (Tempe, Ariz.)

Category	2004 Best	Career Best (last)
Innings	9.0 (WSU; 4/23)	9.0 - 3x (WSU; 4/23/04)
Runs Allowed	5 - 2x (USC; 4/4)	13 - 2x (UNM; 3/13/03)
ER Allowed	5 (USC; 4/4)	13 (UNM; 3/13/03)
K's	6 (CSUN; 2/13)	10 - 2x (AFA; 4/25/02)
BB	3 (UConn; 2/27)	5 - 2x (USC; 5/31/02)
Hits Allowed	9 (TUL; 3/12)	13 - 3x (SDSU; 5/8/03)
WP	1 (LU; 2/20)	2 (WSU; 2/27/03)
HBP	3 (USC; 4/4)	5 (UNM; 3/13/03)
Pitches	126 (WSU; 4/23)	N/A

*includes career at BYU (2001-03)



Sun Devil Baseball 2004



Pitchers Single-Game Career and 2004 Highs

#37 Zechry Zinicola, RHP (San Bernadino, Calif.)

Category	2004 Best	Career Best (last)
Innings	7.0 (Cal; 3/21)	Same
Runs Allowed	5 (USC; 4/3)	Same
ER Allowed	5 (USC; 4/3)	Same
K's	5 - 2x (ARIZ; 4/12)	Same
BB	2 - 2x (OKST; 3/17)	Same
Hits Allowed	6 (Cal; 3/21)	Same
WP	1 - 3x (WASH; 3/28)	Same
HBP	1 - 3x (WSU; 4/24)	Same
Pitches	103 (Cal; 3/21)	Same

#38 Ladd Hall, RHP (Hereford, Ariz.)

Category	2004 Best	Career Best (last)
Innings	---	None
Runs Allowed	---	None
ER Allowed	---	None
K's	---	None
BB	---	None
Hits Allowed	---	None
WP	---	None
HBP	---	None
Pitches	---	None

#40 Pat Bresnehan, RHP (Sherborn, Mass.)

Category	2004 Best	Career Best (last)
Innings	5.0 (Gonzaga; 2/16)	Same
Runs Allowed	6 (ORU; 4/8)	Same
ER Allowed	3 - 4x (WSU; 4/25)	Same
K's	7 (Gonzaga; 2/16)	Same
BB	4 - 2x (ORU; 4/8)	Same
Hits Allowed	6 (Cal; 3/21)	Same
WP	1 - 3x (ARIZ; 4/12)	Same
HBP	1 - 4x (USC; 4/4)	Same
Pitches	81 (Gonzaga; 2/16)	Same

#41 Josh Blake, LHP (Overland Park, Kan.)

Category	2004 Best	Career Best (last)
Innings	4.1 (Cal; 3/20)	Same
Runs Allowed	4 (UConn; 2/29)	Same
ER Allowed	4 (UConn; 2/29)	Same
K's	4 - 2x (Cal; 3/20)	Same
BB	4 (UCLA; 4/16)	Same
Hits Allowed	6 (UConn; 2/29)	Same
WP	1 (UConn; 2/29)	Same
HBP	1 - 2x (OKST; 3/17)	Same
Pitches	76 (Cal; 3/20)	Same

#45 Erik Averill, LHP (Orange, Calif.)

Category	2004 Best	Career Best (last)
Innings	5.0 (FSU; 2/7)	7.1 (UHH; 1/18/03)
Runs Allowed	7 (Gonzaga; 2/16)	Same
ER Allowed	6 (WASH; 3/26)	Same
K's	4 (TUL; 3/12)	8 (CSF; 6/6/03)
BB	3 (FSU; 2/7)	3 - 2x (FSU; 2/7/04)
Hits Allowed	8 - 2x (ORU; 4/8)	10 (CAL; 4/11/03)
WP	1 - 2x (NMSU; 5/4)	1 - 3x (NMSU; 5/4/04)
HBP	2 (WSU; 4/25)	4 (USC; 3/29/03)
Pitches	90 (FSU; 2/7)	110 (Cal; 4/11/03)

#47 Ty Marotz, RHP (Crystal Lake, Ill.)

Category	2004 Best	Career Best (last)
Innings	3.0 (OKST; 3/17)	Same
Runs Allowed	3 - 2x (WST; 4/27)	Same
ER Allowed	2 - 2x (WST; 4/27)	Same
K's	4 (ORU; 4/10)	Same
BB	2 (WST; 4/27)	Same
Hits Allowed	3 - 2x (OKST; 3/17)	Same
WP	1 (OKST; 3/17)	Same
HBP	None	None
Pitches	54 (OKST; 3/17)	Same

#49 Brett Bordes, LHP (Mesa, Ariz.)

Category	2004 Best	Career Best (last)
Innings	6.0 - 2x (WASH; 3/27)	Same
Runs Allowed	6 (FSU; 2/7)	Same
ER Allowed	6 (FSU; 2/7)	Same
K's	10 (Arizona; 2/24)	Same
BB	5 (WASH; 3/27)	Same
Hits Allowed	6 (Cal; 3/20)	Same
WP	1 - 2x (UCLA; 4/18)	1 - 3x (UCLA; 4/18/04)
HBP	2 (Cal; 3/20)	1 - 2x (Arizona; 2/24/04)
Pitches	106 (WASH; 3/27)	Same

#50 Travis Webb, LHP (Spokane, Wash.)

Category	2004 Best	Career Best (last)
Innings	1.0 - 2x (OKST; 3/17)	Same
Runs Allowed	8 (Cal; 3/20)	Same
ER Allowed	1 - 2x (Cal; 3/20)	Same
K's	2 (UConn; 2/27)	Same
BB	3 (UConn; 2/27)	Same
Hits Allowed	8 (Cal; 3/20)	Same
WP	None	None
HBP	1 (USC; 4/3)	None
Pitches	40 (Cal; 3/20)	Same



Sun Devil Baseball 2004



Last Time it Happened in Sun Devil Baseball...

(Through 45 Games of 2004 Season)

Hitting Categories:

A SUN DEVIL HIT A GRAND SLAM: Dustin Pedroia, Feb. 28, 2004 vs. UConn (Packard Stadium)
HIT A WALK-OFF HOME RUN: Jeremy West, April 26, 2003 vs. Washington State (2-Run HR in 10th inning)
A SUN DEVIL LED OFF A GAME WITH A HR: Dustin Pedroia, Mar. 13, 2004 vs. #11 Tulane (1-1 count at Packard Stadium)
A SUN DEVIL HIT FOR THE CYCLE: Travis Buck, March 7, 2003 vs. Southern Utah (19-0 win)
THE DEVILS HIT FOR THE CYCLE TO OPEN A GAME: April 27, 2003 vs. Washington State in first inning (HR/2B/1B/3B)
THE DEVILS HIT BACK-TO-BACK HOME RUNS: Steve Garrabrants and Andre Ethier, May 25, 2003 vs. Arizona (7th Inning)
A SUN DEVIL HIT TWO HOME RUNS IN ONE GAME: Dustin Pedroia, April 27, 2004 at Wichita State
A SUN DEVIL HIT THREE HOME RUNS IN A GAME: Jeremy West, April 27, 2003 vs. Washington State
A SUN DEVIL HAD 5 HITS IN A GAME: Travis Buck, Feb. 29, 2004 vs. Connecticut (5-for-5, 8 RBI, HR, 2B)
A SUN DEVIL HAD 6 HITS IN A GAME: Nick Walsh, April 27, 2003 vs. Washington State (6-for-6, 7 RBI, 3 2B)
A SUN DEVIL HAD 7 HITS IN A GAME: Jerry Mantlo, Feb. 6, 1972, vs. Michigan
A SUN DEVIL HAD 3 DOUBLES IN A GAME: Dustin Pedroia, Feb. 16, 2004 vs. Gonzaga
A SUN DEVIL HAD 4 DOUBLES IN A GAME: Travis Buck, Feb. 28 vs. Connecticut (16-5 victory)
A SUN DEVIL HIT 2 TRIPLES IN A GAME: Mel Stocker, May 13, 2000, vs. Washington (Packard Stadium)
A SUN DEVIL HAD 7 RBI IN A GAME: Nick Walsh, April 27, 2003 vs. Washington State
A SUN DEVIL HAD 8 RBI IN A GAME: Travis Buck, Feb. 29, 2004 vs. UConn (5-for-5, HR, 2B)
A SUN DEVIL HAD 9 RBI IN A GAME: Jeremy West, April 27, 2003 vs. Washington State
A SUN DEVIL STOLE 4 BASES IN A GAME: Mel Stocker, Feb. 1, 2001, vs. Southern Utah (Packard Stadium)
A SUN DEVIL STRAIGHT STEAL OF HOME: Colin Curtis, Feb. 20, 2004 vs. Lamar (Reckling Park, Houston, Texas, 8th inning)
A SUN DEVIL STRUCK OUT FOUR OR MORE TIMES IN A GAME: Zechry Zinicola, April 28, 2004 at Wichita State
A SUN DEVIL WALKED FOUR TIMES IN A GAME: Jeremy West, March 15, 2003 vs. Oklahoma (3 intentional)
A SUN DEVIL HITTER STRANDED SIX RUNNERS ON BASE: Andre Ethier (6), February 17, 2003 vs. Gonzaga
A SUN DEVIL RECORDED 13 TOTAL BASES: Jeremy West (14), April 27, 2003 vs. Washington State (3 HR, 2 1B)
A SUN DEVIL HAD TWO SAC BUNTS IN A GAME: Travis Buck, April 23, 2005 at Washington State
A SUN DEVIL SCORED FIVE RUNS IN A GAME: Nick Walsh, April 27, 2003 vs. Washington State
A SUN DEVIL WAS HIT BY PITCHES TWO OR MORE TIMES: Travis Buck (2), April 25, 2003 vs. Washington State
AN OPPONENT HIT TWO HOME RUNS IN ONE GAME: Ryan McCarthy (UCLA), April 18, 2004 at Jackie Robinson Stadium

Pitching Categories:

A SUN DEVIL PITCHER THREW A NO-HITTER: Kevin Rawitzer, March 2, 1993, vs. Southern Utah (ASU 7, SUU 0)
A SUN DEVIL PITCHER THREW A PERFECT GAME: Eddie Bane, March 2, 1973, vs. Cal State Northridge (ASU 9, CSUN 0)
A SUN DEVIL PITCHER THREW A ONE-HITTER: Drew Friedberg, Jan. 24, 1999, vs. Hawaii-Hilo (ASU 10, Hilo 0)
A SUN DEVIL PITCHER THREW A TWO-HITTER: Will Waldrip, Jan. 23, 1999, vs. Hawaii-Hilo (ASU 3, Hilo 0)
ARIZONA STATE WAS NO-HIT: Phil Keller (Stanford), March 23, 1970 (Stanford 1, ASU 0)
ARIZONA STATE WAS ONE-HIT: Alan Dunn/Tim Meacham (Alabama), June 10, 1983 (Alabama 6, ASU 0)
A SUN DEVIL PITCHER THREW A COMPLETE GAME: Jeff Mousser, April 23, 2004 at Washington State (17-5 victory)
A SUN DEVIL PITCHER THREW BACK-TO-BACK COMPLETE GAMES: Robbie McClellan (3/2, 3/8, 2002)
AN OPPOSING PITCHER THREW A COMPLETE GAME: Mark Romanczuk (Stanford), March 24, 2003 (4-2 Stanford Win)
THE SUN DEVILS SHUT OUT AN OPPONENT (1 OR MORE PITCHERS): Arizona, Feb. 24, 2004 (3 times in 2004)
THE SUN DEVILS WERE SHUT OUT: Oklahoma (David Purcey/Jarod McAuliff), Feb. 15, 2004 (Oklahoma 6, ASU 0)
A SUN DEVIL STRUCK OUT 10 OR MORE BATTERS IN A GAME: Brett Bordes (10), Feb. 24, 2004 vs. #16 Arizona
A SUN DEVIL STRUCK OUT 15 OR MORE BATTERS IN A GAME: Mike Esposito (17), March 29, 2002 vs. UW
AN OPPOSING PITCHER STRUCK OUT 10 OR MORE SUN DEVILS: Rik Currier, USC, (11), April 28, 2000
THE SUN DEVIL PITCHING STAFF DID NOT WALK A BATTER: at UCLA, April 17, 2004 at Jackie Robinson Stadium
A SUN DEVIL PITCHER RECORDED 10 WINS IN A SEASON: Beau Vaughan (2003) -- 10-6
A SUN DEVIL PITCHER HIT THREE BATTERS IN A GAME: Jeff Mousser (3), April 4, 2004 vs. USC (10-3 loss at Packard Stadium)

Fielding Categories:

THE SUN DEVILS HAD NO ERRORS IN A GAME: April 24 at WSU (5-2 win at Bailey-Brayton Field) - 14 times in 2004.
THE SUN DEVILS COMMITTED FIVE ERRORS IN A GAME: April 17, 2001 at New Mexico State (19-16 loss)
A SUN DEVIL COMMITTED THREE OR MORE ERRORS IN A GAME: Joel Bocchi, Mar. 29, 2002 vs. Washington (3)
A SUN DEVIL HAD 15 OR MORE PUTOITS IN A GAME: Tuffy Gosewisch (16), Feb. 8, 2004 vs. Florida State
A SUN DEVIL HAD 20 OR MORE PUTOITS IN A GAME: Jeff Phelps (21), March 6, 1999, vs. Stanford
A SUN DEVIL HAD EIGHT OR MORE ASSISTS IN A GAME: Dennis Wyrick (SS), Feb. 6, 2000, vs. Florida State
THE SUN DEVILS TURNED FIVE DOUBLE PLAYS IN A GAME: May 7, 1999, vs. Washington (Husky Ballpark)
THE SUN DEVILS TURNED A TRIPLE PLAY: April 16, 2004 at UCLA (Travis Buck (RF), Dustin Pedroia (SS), Seth Dhaenens (3B)).

Scoring and Misc. Categories:

THE SUN DEVILS RECORDED 20 OR MORE HITS: 21, Feb. 27, 2004 vs. UConn (18-2 win at Packard Stadium)
THE SUN DEVILS RECORDED 20 HITS IN BACK-TO-BACK GAMES: WSU/UCLA, April 17, 25, 2003 (21 and 21)
THE SUN DEVILS SCORED 20 OR MORE RUNS: 25, April 27, 2003 vs. Washington State (25-0 win at Packard Stadium)
THE SUN DEVILS SCORED 30 OR MORE RUNS: 32, March 4, 2000, vs. Arizona (Packard Stadium)
THE SUN DEVILS SCORED 10 OR MORE RUNS IN AN INNING: (10 - 4th) at Washington State, April 23, 2004 (17-5 win)
THE SUN DEVILS LEFT 15 OR MORE RUNNERS ON BASE: Florida State (15) -- 12-6 win at Packard Stadium.
ASU SWEEP A THREE-GAME PAC-10 SERIES: Arizona; May 23-25, 2003 (5-2, 16-0, 15-2)
ASU WAS SWEEP IN A PAC-10 SERIES: at UCLA, April 16-18, 1999 (11-10 L, 9-3 L, 8-6 L)
ASU WAS SWEEP IN A PAC-10 SERIES AT HOME: vs. USC, March 27-29, 1997 at Packard Stadium (12-7 L, 15-4 L, 11-7 L)
THE SUN DEVILS PLAYED BACK-TO-BACK EXTRA-INNING GAMES: March 22-23, 2003 vs. Stanford at Packard Stadium





Arizona State Sun Devil Baseball

2004 Roster

Position Roster (33)

<u>PITCHERS</u>	<u>POS</u>	<u>B/T</u>	<u>HT</u>	<u>WT</u>	<u>YR/EXP</u>	<u>Hometown (High School/Last School)</u>
21 Andes, Quentin	RHP	R/R	6-2	194	Fr./HS	Albuquerque, NM (Cibola)
26 Cassa, Pat	LHP/OF	L/L	5-10	160	Fr./HS	Cypress, Calif. (Kennedy)
34 Urquidez, Jason	RHP	R/R	6-1	165	Jr./TR	Simi Valley, Calif. (Central Arizona CC)
35 Mousser, Jeff	RHP	R/R	6-2	215	Sr./TR	Tempe, Ariz. (Marcos de Niza/BYU)
37 Zinicola, Zechry	RHP/DH	R/R	6-1	205	Fr./HS	San Bernadino, Calif. (Arlington)
38 Hall, Ladd	RHP	R/R	6-3	205	Jr./TR	Hereford, Ariz. (Eastern Arizona CC)
40 Bresnehan, Pat	RHP	R/R	6-1	205	Fr./HS	Sherborn, Mass. (Dover Sherborn)
41 Blake, Josh	LHP	L/L	6-4	195	Fr./HS	Overland Park, Kan. (Blue Valley West)
45 Averill, Erik	LHP	L/L	6-2	190	So./1V	Orange, Calif. (Villa Park)
47 Marotz, Ty	RHP	R/R	6-2	200	Jr./TR*	Crystal Lake, Ill. (Mesa CC)
49 Bordes, Brett	LHP	L/L	5-10	175	So./1V	Mesa, Ariz. (Dobson)
50 Webb, Travis	LHP/DH	L/L	6-4	200	Fr./HS	Spokane, Wash. (Lewis & Clark HS)

<u>CATCHERS</u>	<u>POS</u>	<u>B/T</u>	<u>HT</u>	<u>WT</u>	<u>YR/EXP</u>	<u>Hometown (High School/Last School)</u>
5 Walker, Brian^	C	L/R	6-0	195	Fr./HS	Tulsa, Okla. (Union)
19 Bocchi, Joel	C	R/R	5-11	190	Jr./2V	Phoenix, Ariz. (Desert Vista)
39 Gosewisch, Tuffy	C	R/R	5-10	185	Jr./2V	Scottsdale, Ariz. (Horizon)
60 Schoenberger, Garrett	C	R/R	5-11	195	Jr./2V*	Juneau, Alaska (Juneau-Douglas)

<u>INFIELDERS</u>	<u>POS</u>	<u>B/T</u>	<u>HT</u>	<u>WT</u>	<u>YR/EXP</u>	<u>Hometown (High School/Last School)</u>
2 Pedroia, Dustin	SS	R/R	5-8	180	Jr./2V	Woodland, Calif. (Woodland)
3 Landry, Jeff^	INF	R/R	5-9	170	Fr./HS	Walnut Creek, Calif. (Clayton Valley)
6 Dhaenens, Seth	INF	L/R	6-1	175	Fr./RS*	Chandler, Ariz. (Mountain Pointe)
10 Persichina, Joe	INF	L/R	6-0	180	Fr./HS	Rolling Hills Estates, Calif. (Peninsula)
15 Asanovich, Josh	INF	R/R	6-0	190	Jr./TR	Gold Canyon, Ariz. (Central Arizona CC)
20 Walsh, Nick	2B	L/R	5-7	176	Sr./3V*	Alamo, Calif. (De la Salle)
23 Henne, Matt^	1B	L/R	6-1	200	Fr./HS	Scottsdale, Ariz. (Paradise Valley)
32 Cook, Chris	1B	R/R	6-5	215	Jr./TR	Mesa, Ariz. (Mesa CC)

<u>OUTFIELDERS</u>	<u>POS</u>	<u>B/T</u>	<u>HT</u>	<u>WT</u>	<u>YR/EXP</u>	<u>Hometown (High School/Last School)</u>
4 Buck, Travis	OF	L/R	6-3	210	So./1V	Richland, Wash. (Richland)
9 Curtis, Colin	OF	L/L	6-0	190	Fr./HS	Issaquah, Wash. (Issaquah)
11 Larish, Jeff	OF	L/R	6-2	195	Jr./2V	Tempe, Ariz. (McClintock)
12 Laguna, Rocky^	OF	L/R	5-11	185	Fr./HS	Yuma, Ariz. (Kofa)
16 Cadena, Nick	OF	R/R	6-1	200	So./1V*	Glendale, Ariz. (Apollo)
17 McKenna, Ryan	OF	L/R	5-10	175	Jr./2V*	Elgin, Ill. (Larkin)
25 Williams, Eric^	OF	S/L	5-10	170	Fr./HS	Carmel, NY (Trinity-Pawling)
27 Holiday, Taylor^	UTL	R/R	5-11	170	Fr./HS	Laguna Niguel, Calif. (Mission Viejo)
51 Cosentino, Joe	OF	R/R	5-11	185	Jr./TR	Henderson, Nev. (Phoenix College)

* - Has utilized redshirt year
^ - possible redshirt in 2004

Head Coach: 7 Pat Murphy (10th year)

Assistant Coaches: 62 Jay J. Sferra (9th year), 66 Mike Rooney (6th year), 29 Chris Sinacori (3rd year)

Director of Baseball Operations: Graham Rossini (5th year)

Operations and Recruiting Assistant: Steve Kirkman (6th year)

Undergraduate Assistant: Carlos Arguello (1st year)

Manager: Graham Ferguson (1st year)

Office Assistant: Sammie Nakama (2nd year)

Sports Medicine: Kenny McCarty (7th year)

Media Relations: Jeff Evans (4th year)

Numerical

2	Dustin Pedroia, SS
3	Jeff Landry, INF
4	Travis Buck, OF
5	Brian Walker, C
6	Seth Dhaenens, INF
9	Colin Curtis, OF
10	Joe Persichina, INF
11	Jeff Larish, OF/1B
12	Rocky Laguna, OF
15	Josh Asanovich, INF
16	Nick Cadena, OF/1B
17	Ryan McKenna, OF
19	Joel Bocchi, C
20	Nick Walsh, 2B
21	Quentin Andes, RHP
23	Matt Henne, 1B
25	Eric Williams, OF
26	Pat Cassa, LHP/OF
27	Taylor Holiday, UTL
32	Chris Cook, 1B
34	Jason Urquidez, RHP
35	Jeff Mousser, RHP
37	Zechry Zinicola, RHP/DH
38	Ladd Hall, RHP
39	Tuffy Gosewisch, C
40	Pat Bresnehan, RHP
41	Josh Blake, LHP
45	Erik Averill, LHP
47	Ty Marotz, RHP
49	Brett Bordes, LHP
50	Travis Webb, LHP/DH
51	Joe Cosentino, OF
60	Garrett Schoenberger, C

By Position

Catchers	4
Pitchers	12
Infielders	8
Outfielders	9

*players with multi-positions included

By Class

Seniors	2
Juniors	12
Sophomores	4
Freshmen	15

By State

Arizona	12
California	9
Washington	3
Illinois	2
Alaska	1
New Mexico	1
Nevada	1
Oklahoma	1
Kansas	1
Massachusetts	1
New York	1

Batting

Righties	17
Lefties	15
Switch	1

Pitching

Righties	7
Lefties	5

